



Republic of the Philippines
Department of Education
REGION VIII - EASTERN VISAYAS

May 6, 2021

REGIONAL MEMORANDUM

No. **000239**, s. 2021

**DISSEMINATION OF MEMORANDUM OUF-2021-0295
(STATUS OF DEPED'S BUDGET PERFORMANCE AS OF MARCH 31, 2021
(FLASH REPORT))**


To: Schools Division Superintendents
All Others Concerned

1. Attached is **Memorandum OUF-2021-0295 dated April 29, 2021** from the Office of **ANNALYN M. SEVILLA**, Undersecretary for Finance, entitled "**STATUS OF DEPED'S BUDGET PERFORMANCE AS OF MARCH 31, 2021 (FLASH REPORT)**", for information and guidance of all concerned.

2. Immediate dissemination of and strict compliance with this Memorandum are desired.


MA. GEMMA MERCADO LEDESMA
Regional Director

FD-GJF





Republic of the Philippines
Department of Education
OFFICE OF THE UNDERSECRETARY FOR FINANCE

003204

MEMORANDUM
OUF-2021-0295


FOR : UNDERSECRETARIES
ASSISTANT SECRETARIES
BUREAU AND SERVICE DIRECTORS
REGIONAL DIRECTORS
ALL OTHERS CONCERNED

FROM : 
ANNALYN M. SEVILLA
Undersecretary for Finance

RAMON FIEL G. ABCEDE
Assistant Secretary for Finance

SUBJECT : STATUS OF DEPED'S BUDGET PERFORMANCE AS OF MARCH 31, 2021 (FLASH REPORT)

DATE : April 29, 2021



The figures below refer to the EPDU's Budget Utilization Report (BUR) based on the Flash Report as of March 31, 2021. This report pertains to the FY 2021 overall BUR, 2020 continuing, and the 2021 current fund status of the Department of Education. Please refer to the annexes for the detailed BUR by region.

As shown in Figure 1, the total **Obligations Incurred** for FY 2021 as of March 31, 2021 is at **Php 117.71 Billion** or **20.15%** of the **Total Adjusted Allotments** which is **Php 584.15 Billion** based on the latest 2021 Flash Report as of March 31, 2021 received from Budget Division.

Figure 1. FY 2021 Adjusted Allotment, Obligation Rate, and Disbursement Rate

BUDGET UTILIZATION RATE

Based on Flash Report (Total, Continuing and Current) as of March 31, 2021



Source: March 31, 2021 Flash Report (Overall), received from Budget Division as of April 27, 2021
DEPARTMENT OF EDUCATION

ORD mail
5-4-21



Republic of the Philippines
Department of Education
OFFICE OF THE UNDERSECRETARY FOR FINANCE

Table 1. Composition of the Total 2021 Overall Funds by PS, MOOE, and CO

OVERALL FY 2021 BUDGET STATUS
(IN MILLION PESOS)

Based on Flash Report (Total, Continuing and Current as of March 31, 2021)

FUND SOURCE & CLASS	ADJUSTED APPROPRIATIONS	ADJUSTED ALLOTMENTS	OBLIGATIONS	OBLIGATION RATE	UNOBLIGATED ALLOTMENT	UNRELEASED APPROPRIATIONS	DISBURSEMENTS	DISBURSEMENT RATE
PS	478,948	462,700	95,175	20.57%	367,525	16,248	88,686	93.18%
MOOE	109,427	105,250	20,657	19.63%	84,593	4,176	10,825	52.40%
CO	22,894	16,195	1,875	11.58%	14,320	6,699	424	22.61%
TOTAL	611,269	584,145	117,707	20.15%	466,438	27,124	99,935	84.90%

Source: March 31, 2021 Flash Report (Overall), received from Budget Division as of April 27, 2021

BUR Benchmark as of March 2021

25.00% - 22.50% 22.49% - 20.00% 19.99% - Below

DEPARTMENT OF EDUCATION

6

Figure 2. 3-Year Budget Performance (Overall) as of March 2019, 2020 & 2021

3-Year Budget Performance (Overall)
As Of March 2019, 2020 & 2021
in Million Pesos



Source: 2019 (Reenacted)-2020 Q1 SAAODB and

Flash Report as of March 31, 2020(Overall) received from Budget Division on April 27, 2021

BUR Benchmark as of March 2021

25.00% - 22.50% 22.49% - 20.00% 19.99% - Below

DEPARTMENT OF EDUCATION

3



Republic of the Philippines
Department of Education
OFFICE OF THE UNDERSECRETARY FOR FINANCE

Table 2. Composition of the 3-Year Budget Performance (Overall) as of March 2019, 2020 & 2021

3-Year Budget Performance (Overall) As Of March 2019, 2020 & 2021 in Million Pesos								
Based on 2019 – 2020 Q1 SAAODB & Flash Report as of March 31, 2021								
FUND SOURCE & CLASS	ADJUSTED APPROPRIATIONS	ADJUSTED ALLOTMENTS	OBLIGATIONS	OBLIGATION RATE	UNOBLIGATED ALLOTMENT	UNRELEASED APPROPRIATIONS	DISBURSEMENT	DISBURSEMENT RATE
2019 MARCH Q1 SAAODB	497,533	451,759	85,853	19.00%	365,907	45,774	76,565	89.18%
2020 MARCH Q1 SAAODB	566,858	519,340	122,721	23.63%	396,619	47,518	99,570	81.14%
2021 MARCH FLASH REPORT	611,269	584,145	117,707	20.15%	466,438	27,124	99,935	84.90%

Source: 2019 (Reenacted)-2020 Q1 SAAODB and Flash Report as of March 31, 2020(Overall) received from Budget Division on April 27, 2021

BUR Benchmark as of March 2021
■ 25.00% - 22.50% ■ 22.49% - 20.00% ■ 19.99% - Below

DEPARTMENT OF EDUCATION

Figure 3. FY 2020 (Continuing) Adjusted Allotment, Obligation Rate, and Disbursement Rate



Source: March 31, 2021 Flash Report (Continuing), received from Budget Division as of April 27, 2021

DEPARTMENT OF EDUCATION

15



Republic of the Philippines
Department of Education
OFFICE OF THE UNDERSECRETARY FOR FINANCE

Table 3. Composition of the Total 2020 Continuing Funds by PS, MOOE, and CO

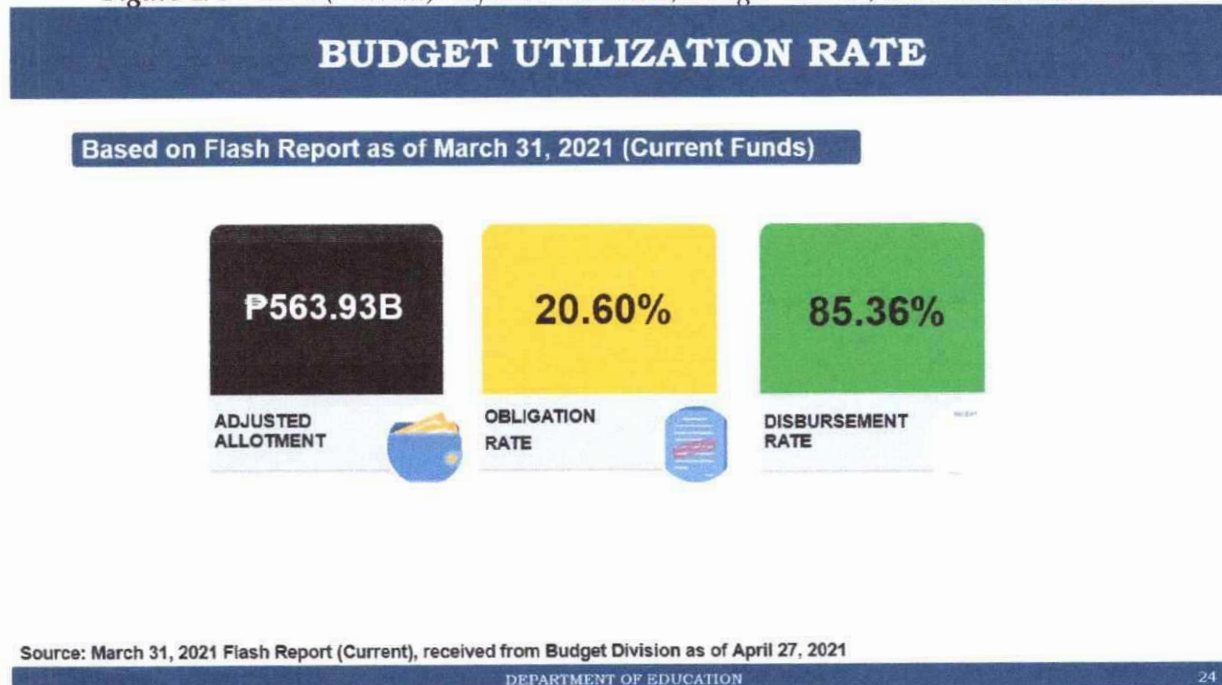
OVERALL FY 2020 CONTINUING BUDGET STATUS (IN MILLION PESOS)								
Based on Flash Report as of March 31, 2021								
FUND SOURCE & CLASS	ADJUSTED APPROPRIATIONS	ADJUSTED ALLOTMENTS	OBLIGATIONS	OBLIGATION RATE	UNOBLIGATED ALLOTMENT	UNRELEASED APPROPRIATIONS	DISBURSEMENTS	DISBURSEMENT RATE
PS	3,438	3,380	104	3.08%	3,276	58	76	72.65%
MOOE	10,492	10,491	1,211	11.55%	9,280	1	699	57.72%
CO	6,349	6,349	247	3.89%	6,102	0	22	8.82%
TOTAL	20,279	20,220	1,562	7.73%	18,658	59	797	50.98%

Source: March 31, 2021 Flash Report (Continuing), received from Budget Division as of April 27, 2021

BUR Benchmark as of March 2021
25.00% - 22.50% 22.49% - 20.00% 19.99% - Below

DEPARTMENT OF EDUCATION 16

Figure 4. FY 2021 (Current) Adjusted Allotment, Obligation Rate, and Disbursement Rate





Republic of the Philippines
Department of Education
OFFICE OF THE UNDERSECRETARY FOR FINANCE

Table 4. Composition of the Total 2021 Current Funds by PS, MOOE, and CO

OVERALL FY 2021 CURRENT BUDGET STATUS (IN MILLION PESOS)								
Based on Flash Report as of March 31, 2021								
FUND SOURCE & CLASS	ADJUSTED APPROPRIATIONS	ADJUSTED ALLOTMENTS	OBLIGATIONS	OBLIGATION RATE	UNOBLIGATED ALLOTMENT	UNRELEASED APPROPRIATIONS	DISBURSEMENTS	DISBURSEMENT RATE
PS	475,510	459,320	95,071	20.70%	364,249	16,190	88,610	93.20%
MOOE	98,934	94,759	19,446	20.52%	75,313	4,175	10,126	52.07%
CO	16,545	9,846	1,628	16.54%	8,218	6,699	402	24.70%
TOTAL	590,990	563,925	116,145	20.60%	447,780	27,065	99,138	85.36%

Source: March 31, 2021 Flash Report (Current), received from Budget Division as of April 27, 2021
DEPARTMENT OF EDUCATION

BUR Benchmark as of March 2021
■ 25.00% - 22.50% ■ 22.49% - 20.00% ■ 19.99% - Below

Reminder on the Validity of Funds for FY 2020 & 2021

Per DBM - National Budget Circular No. 583 dated 04 January 2021 (*Guidelines on the Release of Funds for FY 2021*) and as reiterated in OUF Memorandum 2021-0090 dated 26 February 2021 (*Advisory on the Release and Use of Funds for FY 2021*), All Regions and Program Teams are reminded of the following validity of appropriations:

- a) All appropriations under FY 2020 and FY 2021 shall be made available for release, obligation, and disbursement until December 31, 2021; and
- b) Bayanihan Act 2 (R.A. 11494) appropriations shall be valid for release, obligation, and disbursement until June 30, 2021.