



OFFICE OF THE DIRECTOR IV
 Date and Time Received: 10-22-21 9:48
 Date and Time Released: 10-25-21 8:56
 Signature: [Signature]
 Signature: [Signature]

10-25-21



OUAD00-1021-0 148
 To authenticate this document
 please scan the QR Code.



Republika ng Pilipinas
Kagawaran ng Edukasyon
 Tanggapan ng Pangalawang Kalihim

000161
 DEPARTMENT OF EDUCATION
RECEIVED
 RECORDS SECTION REGIONAL OFFICE NO. VIII
 OCT 22 2021
 BY: [Signature] TIME: 3:30p

OUA MEMO 00-1021-0148
MEMORANDUM
 15 October 2021

**For: Undersecretaries and Assistant Secretaries
 Central Office Bureau and Service Directors
 Regional Directors and BARMM Education Minister
 All Regional PNPKI Focal Persons and Members**

**Subject: PERIODIC UPDATES ON PNPKI APPLICATIONS FOR
 DEPED CENTRAL AND FIELD OFFICES**

The Department of Education (DepEd) and the Department of Information and Communications Technology (DICT) are currently working together to process the Philippine National Public Key Infrastructure (PNPKI) applications of DepEd personnel.

The following table details the number of submitted applications to DICT through DepEd Regional PNPKI Teams and digital certificates released by DICT. As of 08 October 2021, **17.29%** or **58,474 digital certificates out of 338,001** have been released.

PNPKI Cluster Offices	No. of Submitted Applications to DICT	No. of Released Digital Certificate
Central Office	71	71
Region NCR*	122**	122
Luzon Cluster 1 (Regions 1, 2 and CAR)	48,642	15,847
Luzon Cluster 2 (Region III and CALABARZON*)	51,615	8,444
Luzon Cluster 3 (MIMAROPA* and Region V)	51,961**	117
Visayas Cluster 1 (Region VI*)	39,429	31,709
Visayas Cluster 2 (Regions VII and VIII)	60,473	2,161
Mindanao Cluster 1 (Regions IX and BARMM)	2,432	1
Mindanao Cluster 2 (Regions X and XIII)	44,170	0
Mindanao Cluster 3 (Regions XI, XII, Lanao del Sur and Maguindanao)	39,086	2
Total	338,001	58,474

*No report submitted from the Regional PNPKI Team.

**Data from DICT reflected.



Office of the Undersecretary for Administration (OUA)

[Administrative Service (AS), Information and Communications Technology Service (ICTS), Disaster Risk Reduction and Management Service (DRMMS), Bureau of Learner Support Services (BLSS), Baguio Teachers Camp (BTC), Central Security & Safety Office (CSSO)]

Department of Education, Central Office, Meralco Avenue, Pasig City
 Rm 519, Mabini Bldg; Mobile: +639260320762; Tel: (+632) 86337203, (+632) 86376207
 Email: usec.admin@deped.gov.ph; Facebook/Twitter @depedtayo

ORD email 10/21/21 11:1



Scan this QR Code to view
 Videos and Magazines
 of Major Programs



Based on the statistics available in the DepEd Learning Management System (DLMS) as of 08 October 2021, about 625,201 DepEd teaching and non-teaching personnel have already submitted their applications. This represents 62% of DepEd personnel compared to the number of plantilla positions. 81% of this information (505,968 personnel) has been validated by human resources (HR) units and can be transmitted to PNPKI Cluster Offices immediately.

Details of the information listed below can be viewed in **Annex A**:

1. Total number of DepEd field personnel who submitted their applications
2. Total number of DepEd field personnel who submitted their applications through the DLMS against the total number of positions
3. Total number of applications that need validation against the total number of positions
4. Total number of applications validated by HR units against the total number of positions
5. Ranking of Schools Division Offices by submissions validated by HR units (from highest to lowest number of submissions)


This Memorandum reiterates that **only DepEd personnel with PNPKI digital signatures may serve in the 2022 National and Local Elections**. Other DepEd personnel may continue to submit their application through the DLMS until **31 October 2021**.

Kindly refer to the Office of the Undersecretary for Administration (OUA) Memorandum No. 00-0721-0169 titled *Addendum to the Memorandum on the Application of Field Offices and School Personnel for PNPKI Digital Certificates* for guidance in accessing the following links:

- Field Office personnel: log on to <https://lms.deped.gov.ph/>
- Central Office personnel: log on to <https://training.deped.gov.ph/>

For questions and concerns, kindly contact Ms. Niña Rica Bernas (PNPKI) at support.pnpki@deped.gov.ph and Mr. Winifredo Valdez (DLMS) at support.usdlms@deped.gov.ph. Both personnel may be reached through email or Microsoft Teams.

For information and guidance.


ALAIN DEL B. PASCUA
Undersecretary



OUAD00-1021-0 148
To authenticate this document,
please scan the QR Code

Annex A

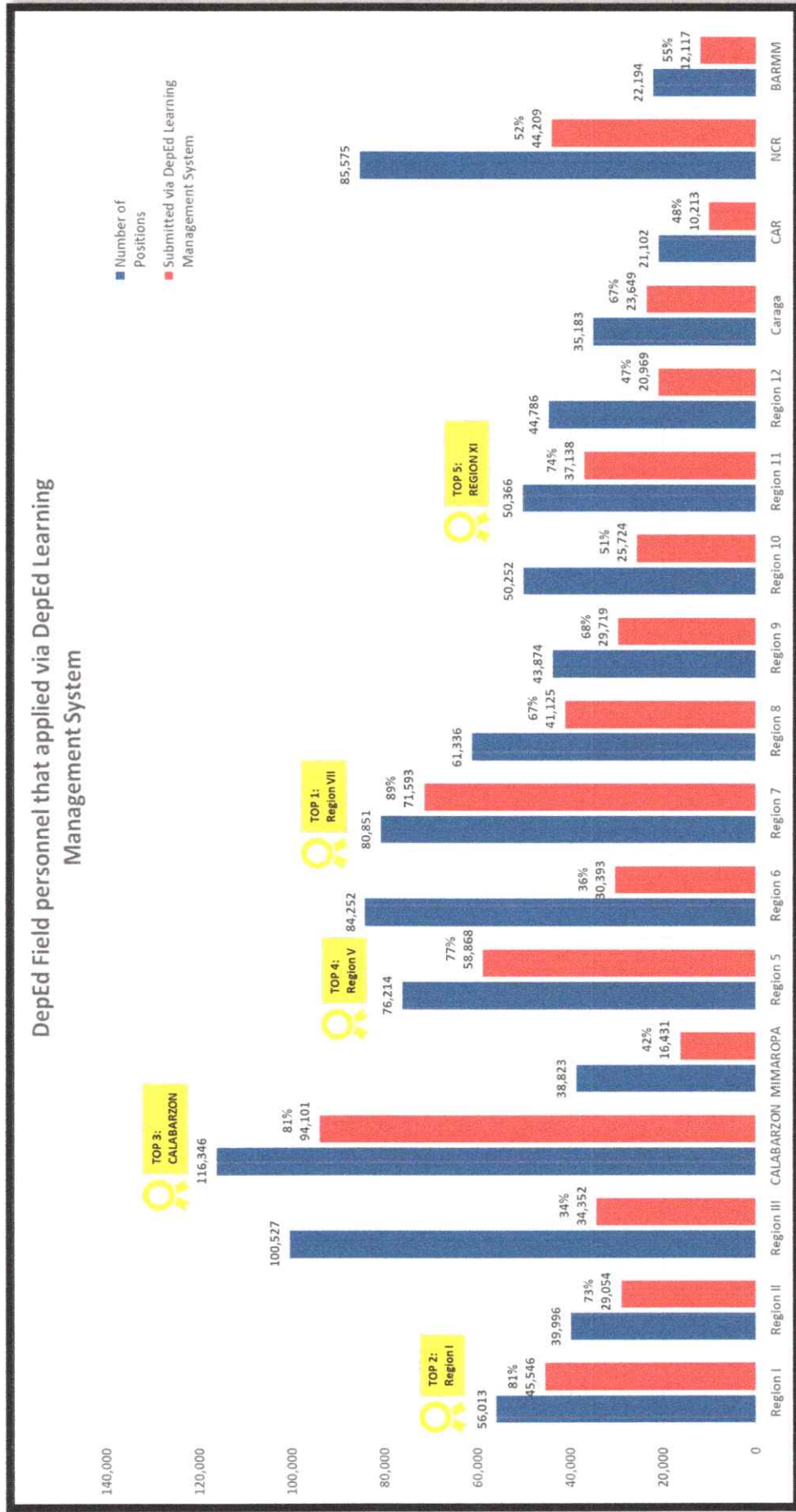
**Status Report on Applications for PNPKI Digital Signatures
of DepEd Teaching and Non-Teaching Personnel**
(as of 08 October 2021, 2:00 p.m.)

I. The table below shows the total number of DepEd field personnel who submitted their applications for PNPKI Digital Certificate.

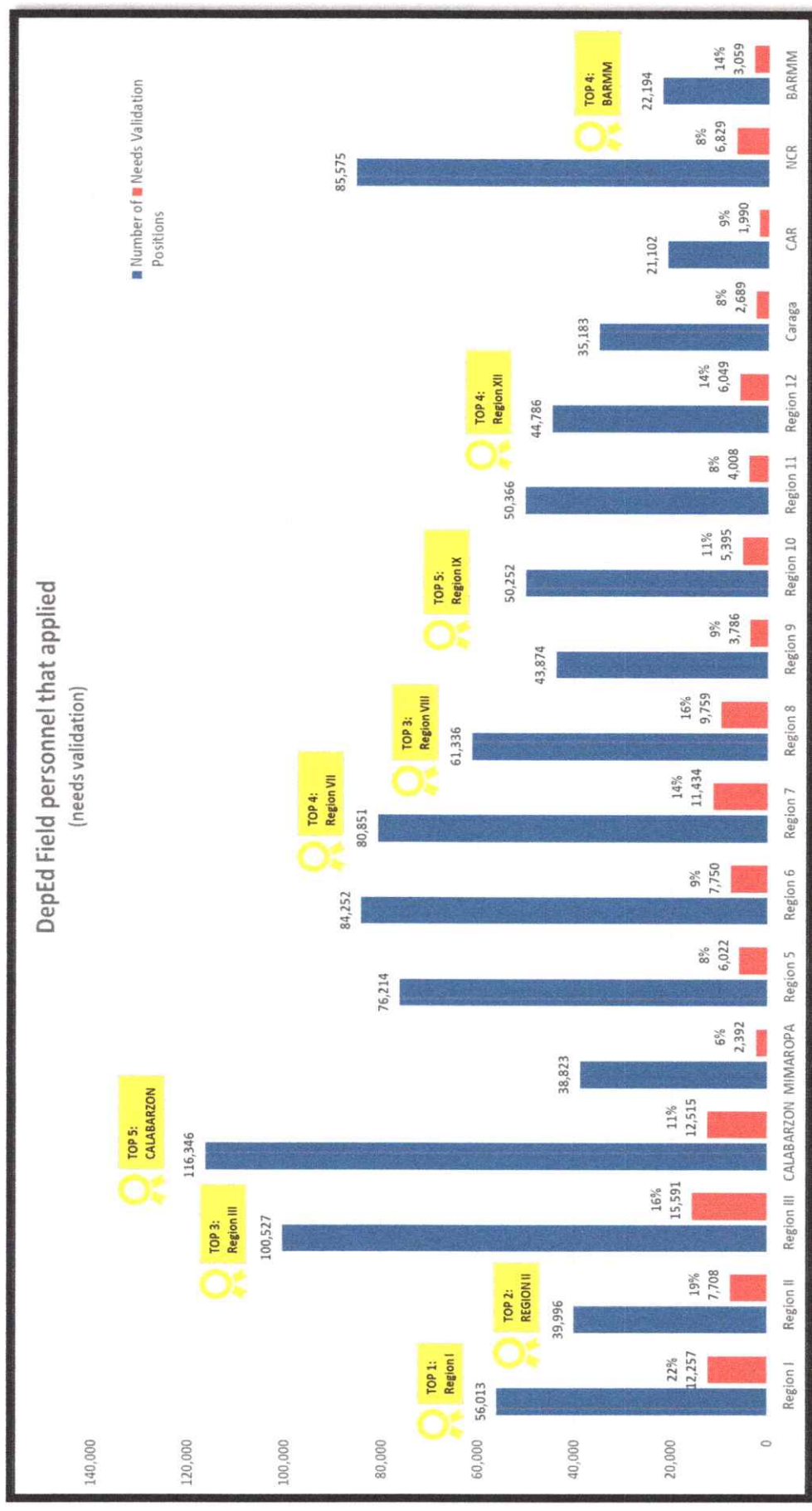
Regions	Number of Positions	Submitted via DepEd Learning Management System	% of Submitted via DepEd Learning Management System	Needs Validation	% of Needs Validation	Validated by HR Units	% of Validated by HR Units
Region I	56,013	45,546	81%	12,257	27%	33,289	73%
Region II	39,996	29,054	73%	7,708	27%	21,346	73%
Region III	100,527	34,352	34%	15,591	45%	18,761	55%
CALABARZON	116,346	94,101	81%	12,515	13%	81,586	87%
MIMAROPA	38,823	16,431	42%	2,392	15%	14,039	85%
Region 5	76,214	58,868	77%	6,022	10%	52,846	90%
Region 6	84,252	30,393	36%	7,750	25%	22,643	75%
Region 7	80,851	71,593	89%	11,434	16%	60,159	84%
Region 8	61,336	41,125	67%	9,759	24%	31,366	76%
Region 9	43,874	29,719	68%	3,786	13%	25,933	87%
Region 10	50,252	25,724	51%	5,395	21%	20,329	79%
Region 11	50,366	37,138	74%	4,008	11%	33,130	89%
Region 12	44,786	20,969	47%	6,049	29%	14,920	71%
Caraga	35,183	23,649	67%	2,689	11%	20,960	89%
CAR	21,102	10,213	48%	1,990	19%	8,223	81%
NCR	85,575	44,209	52%	6,829	15%	37,380	85%
BARMM	22,194	12,117	55%	3,059	25%	9,058	75%
Total	1,007,690	625,201	62%	119,233	19%	505,968	81%



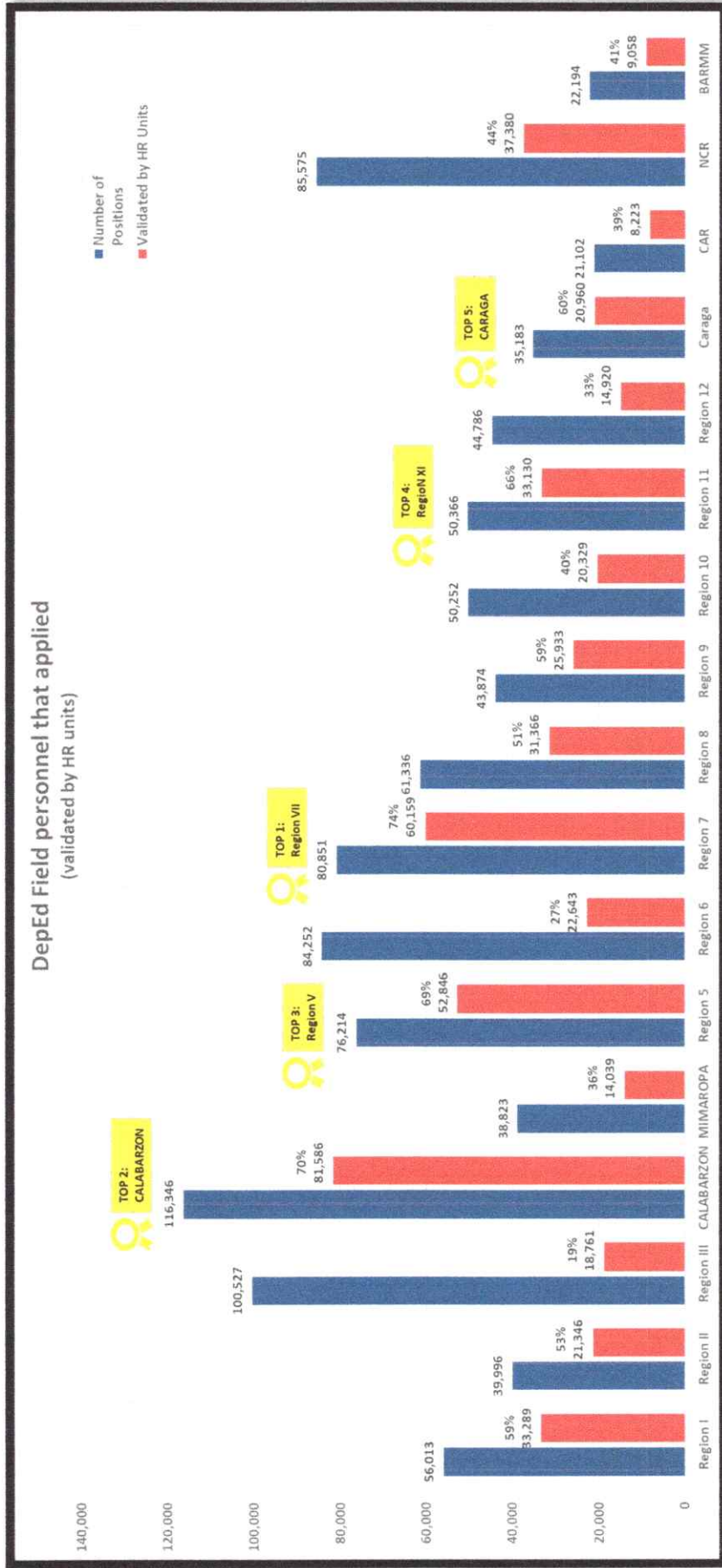
II. The table below shows the total number of DepEd field personnel who submitted their applications through the DLMS compared with the total number of positions.



III. The table below shows the total number of applications from DepEd field personnel that need validation against the total number of positions.



IV. The table below shows the total number of applications that have been validated by HR units compared with the total number of positions.



V. The table below shows the ranking of Schools Division Offices (with validation rates of 87.12% and above) based on the number of applications validated by HR units, from highest to lowest.

Region	Division	Positions	Validated by HR Units	% of Validated by HR Units	Rank
Region VII	Tanjay City	1162	1236	106.37%	1st
Region I	Ilocos Sur	6160	6204	100.71%	2nd
Region I	Alaminos City	1041	1041	100.00%	3rd
Region I	Vigan City	765	762	99.61%	4th
Region I	Candon City	672	668	99.40%	5th
Region IV-A	Lipa City	2764	2721	98.44%	6th
Region IV-A	Tanauan City	1649	1601	97.09%	7th
Region IV-A	Calamba City	3381	3260	96.42%	8th
Region IV-A	Cabuyao City	1920	1846	96.15%	9th
Region V	Iriga City	1250	1169	93.52%	10th
CARAGA	Bayugan City	1433	1328	92.67%	11th
Region VII	Siquijor	1240	1144	92.26%	12th
Region III	Cabanatuan City	2196	2024	92.17%	13th
Region II	Santiago City	1244	1145	92.04%	14th
Region V	Catanduanes	4402	4009	91.07%	15th
Region I	Ilocos Norte	4774	4329	90.68%	16th
Region VII	Guihulngan City	1366	1224	89.60%	17th
Region VII	Danao City	1715	1536	89.56%	18th
Region IV-A	Rizal	15571	13689	87.91%	19th
Region I	Dagupan City	1621	1423	87.79%	20th
Region IV-A	Laguna	10947	9608	87.77%	21st
Region IV-A	Batangas	16223	14209	87.59%	22nd
Region I	Urdaneta City	1583	1381	87.24%	23rd
Region IV-B	Oriental Mindoro	8436	7351	87.14%	24th
Region VI	Kabankalan City	2205	1921	87.12%	25th



VI. The table below shows the ranking of Schools Division Offices (with validation rates from 75.04% to 86.33%) based on the number of applications validated by HR units, from highest to lowest.

Region	Division	Positions	Validated by HR Units	% of Validated by HR Units	Rank
Region X	Ozamis City	1565	1351	86.33%	26th
Region VII	Bohol	15165	13080	86.25%	27th
Region IX	Isabela City	1630	1401	85.95%	28th
Region IV-A	Rizal	15571	13359	85.79%	29th
Region IV-A	Tayabas City	893	761	85.22%	30th
Region II	Tuguegaro City	1495	1265	84.62%	31st
Region VII	Bais City	1113	938	84.28%	32nd
Region VIII	Leyte	17864	14990	83.91%	33rd
Region XI	Panabo City	1877	1574	83.86%	34th
Region IV-A	Lucena	2012	1684	83.70%	35th
Region VII	Bogo City	826	691	83.66%	36th
Region VII	Naga City	1250	1042	83.36%	37th
Caraga	Tandag City	740	612	82.70%	38th
Caraga	Surigao Del Sur	6330	5189	81.97%	39th
Region IX	Zamboanga Del Sur	10683	8661	81.07%	40th
Region I	Laoag City	1158	936	80.83%	41st
Region III	Balanga City	1013	817	80.65%	42nd
Region V	Legazpi City	1992	1583	79.47%	43rd
Region V	Albay	11067	8746	79.03%	44th
Region VI	Aklan	6506	5141	79.02%	45th
Region V	Masbate	11871	9317	78.49%	46th
Region XI	Mati City	1956	1533	78.37%	47th
Region VII	Cebu City	7125	5583	78.36%	48th
Caraga	Dinagat Islands	1803	1411	78.26%	49th
Region VIII	Ormoc City	2398	1872	78.07%	50th
Region VII	Mandaue City	2630	2031	77.22%	51st
Region V	Camarines Sur	20750	15956	76.90%	52nd
Region XI	Davao De Oro	8219	6298	76.63%	53rd
Caraga	Agusan Del Norte	3708	2822	76.11%	54th
Region VII	Negros Oriental	9321	7050	75.64%	55th
Region XI	Digos City	1695	1272	75.04%	56th



VII. The table below shows the ranking of Schools Division Offices (with validation rates from 64.56% to 74.69%) based on the number of applications validated by HR units, from highest to lowest.

Region	Division	Positions	Validated by HR Units	% of Validated by HR Units	Rank
Region I	San Fernando City	956	714	74.69%	57th
Region IX	Pagadian City	2061	1537	74.58%	58th
Region VII	Toledo City	2122	1576	74.27%	59th
Region I	Pangasinan I	14384	10660	74.11%	60th
Region VIII	Samar	8304	6153	74.10%	61st
Region X	Misamis Occidental	3956	2926	73.96%	62nd
NCR	Pasay City	2737	2013	73.55%	63rd
Region V	Masbate City	1374	1003	73.00%	64th
Region VIII	Tacloban City	2514	1822	72.47%	65th
Region X	Lanao Del Norte	6027	4346	72.11%	66th
Region VII	Talisay City	1982	1427	72.00%	67th
Region XI	Tagum City	2421	1727	71.33%	68th
Region VII	Lapu-Lapu City	3692	2614	70.80%	69th
Region XI	Igacos	1301	921	70.79%	70th
Region V	Camarines Norte	6962	4859	69.79%	71st
Region X	Gingoog City	1735	1207	69.57%	72nd
CAR	Benguet City	4655	3208	68.92%	73rd
Region XII	Kidapawan City	1740	1189	68.33%	74th
Region III	San Fernando City	2585	1760	68.09%	75th
Region III	Angeles City	3363	2289	68.06%	76th
Region I	La Union	6867	4673	68.05%	77th
Region II	City Of Ilagan	1743	1179	67.64%	78th
Region V	Tabaco City	1848	1250	67.64%	79th
Region VIII	Maasin City	1052	702	66.73%	80th
Region XI	Davao Occidental	3663	2430	66.34%	81st
Region IV-A	Cavite City	1033	680	65.83%	82nd
Region VII	Cebu Province	24689	16119	65.29%	83rd
Region V	Ligao City	1563	1009	64.56%	84th



VIII. The table below shows the ranking of Schools Division Offices (with validation rates from 52.57% to 64.48%) based on the number of applications validated by HR units, from highest to lowest.

Region	Division	Positions	Validated by HR Units	% of Validated by HR Units	Rank
NCR	Paranaque City	3860	2489	64.48%	85th
Region IV-A	Bacoor City	2821	1817	64.41%	86th
Region II	Isabela	13270	8436	63.57%	87th
Region XI	Davao City	13584	8542	62.88%	88th
Region XI	Davao Del Sur	5114	3187	62.32%	89th
Caraga	Bislig City	1221	760	62.24%	90th
Region X	Iligan City	3579	2220	62.03%	91st
NCR	Caloocan City	10057	6230	61.95%	92nd
Region IV-A	Antipolo City	5946	3663	61.60%	93rd
Region IV-A	Imus City	2549	1570	61.59%	94th
Region VI	Antique	7377	4502	61.03%	95th
Region VII	Dumaguete City	1049	625	59.58%	96th
Region XI	Davao Del Norte	5138	3044	59.24%	97th
Region VI	Passi City	1035	598	57.78%	98th
Region VI	Capiz	7718	4440	57.53%	99th
NCR	San Juan City	579	333	57.51%	100th
Region VII	Tagbilaran City	1011	579	57.27%	101st
NCR	Malabon City	2912	1666	57.21%	102nd
Region V	Naga City	2074	1160	55.93%	103rd
Region XII	Sultan Kudarat	7094	3949	55.67%	104th
Region VIII	Eastern Samar	6134	3401	55.45%	105th
NCR	Muntinlupa City	2968	1637	55.15%	106th
Caraga	Surigao Del Norte	3318	1816	54.73%	107th
Caraga	Cabadbaran City	794	424	53.40%	108th
Region VII	Bayawan City	1875	998	53.23%	109th
Caraga	Surigao City	1620	861	53.15%	110th
CAR	Abra	3136	1664	53.06%	111th
Caraga	Siargao Islands	1906	1002	52.57%	112th



IX. The table below shows the ranking of Schools Division Offices (with validation rates from 33.29% to 52.55%) based on the number of applications validated by HR units, from highest to lowest.

Region	Division	Positions	Validated by HR Units	% of Validated by HR Units	Rank
Region VI	Escalante City	1100	578	52.55%	113th
NCR	Navotas City	1915	987	51.54%	114th
NCR	Valenzuela City	4910	2514	51.20%	115th
MIMAROPA	Puerto Princesa City	2830	1437	50.78%	116th
NCR	Pasig City	5257	2664	50.68%	117th
Region IX	Zamboanga City	8366	4227	50.53%	118th
Region IX	Zamboanga Del Norte	10653	5317	49.91%	119th
Region II	Cagayan	12177	6068	49.83%	120th
Region XII	Tacurong City	995	492	49.45%	121st
Region II	Quirino	2604	1246	47.85%	122nd
Region XI	Davao Oriental	5277	2489	47.17%	123rd
NCR	Taguig And Pateros	5489	2555	46.55%	124th
Region IV-A	Quezon	19022	8746	45.98%	125th
Region XII	Cotabato	12557	5745	45.75%	126th
Region IV-A	Gen Trias City	2135	965	45.20%	127th
Region VI	Silay City	1334	581	43.55%	128th
Region VI	Guimaras	2085	906	43.45%	129th
Region IX	Zamboanga Sibugay	7739	3194	41.27%	130th
Region VIII	Baybay City	1403	575	40.98%	131st
Caraga	Agusan Del Sur	8207	3321	40.47%	132nd
Region IX	Dipolog City	1539	621	40.35%	133rd
CAR	Mt. Province	2771	1082	39.05%	134th
NCR	Mandaluyong City	2471	930	37.64%	135th
Region XII	Sarangani	6877	2578	37.49%	136th
Region VII	Carcar City	1376	508	36.92%	137th
Region III	Meycauayan City	1257	459	36.52%	138th
NCR	Quezon City	17150	6142	35.81%	139th
Region III	Malolos City	1967	677	34.42%	140th
Region VI	Iloilo City	3304	1100	33.29%	141st



X. The table below shows the ranking of Schools Division Offices (with validation rates from 22.50% to 33.20%) based on the number of applications validated by HR units, from highest to lowest.

Region	Division	Positions	Validated by HR Units	% of Validated by HR Units	Rank
CAR	Kalinga	1786	593	33.20%	142nd
NCR	Makati City	3527	1155	32.75%	143rd
Region VI	La Carlota City	940	306	32.55%	144th
Region IV-A	Binan City	2381	771	32.38%	145th
Region VI	Roxas City	1474	472	32.02%	146th
Region X	Tangub City	955	297	31.10%	147th
Region VIII	Biliran	2626	813	30.96%	148th
Region X	Bukidnon	11413	3520	30.84%	149th
Region IV-A	Batangas City	2759	839	30.41%	150th
Region VIII	Borongan City	1019	305	29.93%	151st
Region V	Sorsogon	8813	2597	29.47%	152nd
Region VI	Himamaylan City	1273	372	29.22%	153rd
Region III	Bataan	6205	1813	29.22%	154th
CAR	Tabuk City	1514	432	28.53%	155th
Region II	Batanes	625	174	27.84%	156th
Region X	Misamis Oriental	8454	2343	27.71%	157th
NCR	Manila City	14270	3928	27.53%	158th
Region VI	Sipalay City	1085	298	27.47%	159th
Region III	Bulacan	17981	4815	26.78%	160th
Caraga	Butuan City	3975	1058	26.62%	161st
Region II	Nueva Vizcaya	5245	1376	26.23%	162nd
Region II	Cauayan City	1453	381	26.22%	163rd
NCR	Las Pinas City	4081	1036	25.39%	164th
Region III	Aurora	2861	725	25.34%	165th
CAR	Apayao	1858	460	24.76%	166th
MIMAROPA	Palawan	12057	2892	23.99%	167th
Region VI	Bago City	1771	412	23.26%	168th
Region IV-A	Sta Rosa City	2209	497	22.50%	169th



XI. The table below shows the ranking of Schools Division Offices (with validation rates from 0.34% to 22.50%) based on the number of applications validated by HR units, from highest to lowest.

Region	Division	Positions	Validated by HR Units	% of Validated by HR Units	Rank
CAR	Baguio City	2578	580	22.50%	170th
Region IV-A	Dasmariñas City	4509	1012	22.44%	171st
NCR	Marikina City	3229	723	22.39%	172nd
MIMAROPA	Romblon	4430	989	22.33%	173rd
Region X	Camiguin	1283	286	22.29%	174th
Region VI	Sagay City	1786	370	20.72%	175th
Region III	Tarlac City	10691	2206	20.63%	176th
Region X	Oroquieta City	1053	207	19.66%	177th
Region VIII	Catbalogan City	1415	276	19.51%	178th
Region IX	Dapitan City	1077	209	19.41%	179th
Region X	Cagayan De Oro City	5349	1007	18.83%	180th
Region XII	Koronadal City	1773	305	17.20%	181st
Region X	Valencia City	1982	334	16.85%	182nd
MIMAROPA	Occidental Mindoro	6222	931	14.96%	183rd
MIMAROPA	Calapan City	1524	215	14.11%	184th
Region VIII	Calbayog City	2559	352	13.76%	185th
Region X	Malaybalay City	2234	281	12.58%	186th
Region VI	San Carlos City	1466	152	10.37%	187th
Region I	Batac City	538	48	8.92%	188th
Region XII	South Cotabato	8094	662	8.18%	189th
Region VI	Bacolod City	4265	341	8.00%	190th
CAR	Ifugao	2691	195	7.25%	191st
Region III	San Jose Del Monte City	4342	234	5.39%	192nd
Region III	Gapan City	1281	34	2.65%	193rd
MIMAROPA	Marinduque	3209	35	1.09%	194th
Region X	El Salvador	531	4	0.75%	195th
Region VIII	Northern Samar	9440	60	0.64%	196th
Region III	Pampanga	14483	49	0.34%	197th

