



Republic of the Philippines  
**Department of Education**  
 REGION VIII - EASTERN VISAYAS

February 04, 2022

**REGIONAL MEMORANDUM**

No. **306** s. 2022


**PROCUREMENT AND DOWNLOADING OF PROJECT UNDER CY 2022 QUICK RESPONSE FUND (QRF) AND LIST OF SCHOOLS FOR THE NATIONAL DISASTER RISK REDUCTION AND MANAGEMENT FUND (NDRRMF)**


To: Schools Division Superintendents  
 Baybay City Division                      Ormoc City Division  
 Eastern Samar Division                    Samar Division  
 Leyte Division                                Southern Leyte Division  
 Maasin City Division  
 Division Engineers/Architects  
 Division DRRM Coordinators

1. Pursuant to OUA Memorandum No. 00-0222-0113 "Prioritization on the Utilization of 2022 QRF" dated last February 17, 2022 and OUA Memorandum No. 00-0322-0204 dated March 28, 2022 entitled "Procurement and Downloading of Projects Under CY 2022 Quick Response Fund (QRF) and List of Schools for the National Disaster Risk Reduction and Management Fund (NDRRMF)" dated March 28, 2022, this Office, Education Support Services Division (ESSD), requests the Schools Divisions with Schools included in the QRF and NDRRMF to revise their respective Rehabilitation and Recovery Plan (RRP), indicating the cost of repair and/or new construction, and specifying the fund source as DepEd QRF, NDRRM Fund, or the name of their external partners.

2. In relation to this, concerned Schools Division Offices shall revise their respective RRP on the link provided below for ease of consolidation and submission of the said report to Regional Disaster Risk Reduction and Management Council (RDRRMC), National Economic and Development Authority (NEDA), and all other agencies.  
[https://docs.google.com/spreadsheets/d/1petwBx5QKSf\\_wbsrUghPByvE3actFTLL5fHXuOLYNwA/edit#gid=76546940](https://docs.google.com/spreadsheets/d/1petwBx5QKSf_wbsrUghPByvE3actFTLL5fHXuOLYNwA/edit#gid=76546940)

3. Immediate dissemination of and compliance with this Memorandum are desired.

  
**EVELYN R. FETALVERO, CESO IV**  
 Regional Director



Enclosures: As stated

References: As stated

To be indicated in the Perpetual Index under the following subjects:

DRRM                      QRF                      RRP  
 ESSD-SPSS-DRRM-TJCP





QUAD00-0322-0204  
To all: Type 1, 2 & 3 documents  
please scan the QR Code



4/1/22  
[Signature]

Republika ng Pilipinas  
**Kagawaran ng Edukasyon**  
Tanggapan ng Pangalawang Kalihim

OFFICE OF THE DIRECTOR IV  
Date and Time Received: **01 APR 2022**  
Signature: [Signature]  
Signature: [Signature]

**OUA MEMO 00-0322-0204**  
**MEMORANDUM**  
28 March 2022

For: **Regional Directors**  
**Schools Division Superintendents**  
**Division Engineers/Architects**  
**Regional and Division DRRM Coordinators**

Subject: **PROCUREMENT AND DOWNLOADING OF PROJECTS UNDER  
CY 2022 QUICK RESPONSE FUND (QRF) AND LIST OF  
SCHOOLS FOR THE NATIONAL DISASTER RISK REDUCTION  
AND MANAGEMENT FUND (NDRRMF)**

This is in reference to OUA MEMO 00-0222-0113 "PRIORITIZATION ON THE UTILIZATION OF 2022 QRF" dated 17 February 2022. Attached herewith is the summary of schools that will be allocated with funds for repair and reconstruction under the 2022 QRF, based on the rankings submitted to the Disaster Risk Reduction and Management Service (DRRMS) and Education Facilities Division (EFD).

Schools with Program of Works (POWs) that were not included in the 2022 QRF will be integrated into the list of unfunded repair and new construction and will be requested allocation from NDRRMF of the National Risk Reduction and Management Council (NDRRMC).

Regions and divisions with schools included in the QRF and NDRRMF are directed to revise their respective Rehabilitation and Recovery Plan (RRP), indicating the cost of repair and/or new construction, and specifying the fund source as DepEd QRF, NDRRM Fund, or the name of their external partners.

All concerned Regional Offices must submit their revisions to their respective Regional Disaster Risk Reduction and Management Council (RDRRMC), the National Economic and Development Authority (NEDA), and all other agencies where the initial RRP's were submitted, copy furnishing DRRMS and EFD. These submissions will be consolidated by the DRRMS for the creation of the Comprehensive Rehabilitation and Recovery Plan (CRRP). The DRRMS will request the allocation of funds under the NDRRMF using the CRRP.



Scan this QR Code to view  
Videos and Magazines  
of Major Programs

**Office of the Undersecretary for Administration (OUA)**


*[Administrative Service (AS), Information and Communications Technology Service (ICTS),  
Disaster Risk Reduction and Management Service (DRRMS), Bureau of Learner Support  
Services (BLSS), Baguio Teachers Camp (BTC), Central Security & Safety Office (CSSO)]*

Department of Education, Central Office, Meralco Avenue, Pasig City  
Rm 519, Mabini Bldg; Mobile: +639260320762; Tel: (+632) 86337203, (+632) 86376207  
Email: usec.admin@deped.gov.ph; Facebook/Twitter @depedtayo

For the priority schools included in Annex A of this memorandum, the respective Division Offices are hereby directed to proceed with the procurement short of awarding. As indicated in a DepEd Advisory dated 23 February 2022 "RE: CONDUCT OF PROCUREMENT ACTIVITIES DURING ELECTION PERIOD" and pursuant to the Government Procurement Policy Board (GPPB) Circular No. 20-2021 dated 2 December 2021, "*Procuring Entities (PEs) are allowed to proceed with the commencement and completion of procurement activities during the election period.*" "*However, during the election ban period from March 25 to May 8 procuring entities are prohibited from issuing a Notice of Award (NOA) for "Public works-related projects such as DepEd's new construction, repair, Gabaldon, electrification, and health facilities programs" (per section 3.2 of GPPB Circular No. 03-2021). The issuance of NOA for these projects may resume after the election ban period.*"

The sub-SARO will be issued based on the amount reflected in the Resolution to Award (RTA). Upon perfection of the RTA, the Implementing Units (IUs) shall submit the document to EFD as reference for the issuance of sub-SARO. Copies of the RTAs shall be sent to [as.efd@deped.gov.ph](mailto:as.efd@deped.gov.ph) before processing the sub-SARO.

Immediate dissemination of and strict compliance with this Memorandum are directed.

  
**ANNALYN M. SEVILLA**  
Undersecretary for Finance

  
**ALAIN DEL B. PASCUA**  
Undersecretary for Administration



QUAD00-0222-0204  
To authenticate this document,  
please scan the QR Code



List of Annexes:  
Annex A. 2022 QRF Allocation  
Annex B. Unfunded Repair and New Construction

Other attachments:  
OUA MEMO 00-0222-0113  
DepEd Advisory RE: CONDUCT OF PROCUREMENT ACTIVITIES DURING ELECTION PERIOD

### Annex A.1 List of Schools with CY 2022 Quick Response Fund (QRF) Allocation

No.	PRIORITY CRITERIA	BEIS School ID	School Name	Division	NUMBER OF CLASSROOMS FOR REPAIR	COST OF REPAIR (PHP)	NUMBER OF CLASSROOMS FOR NEW CONSTRUCTION	COST OF NEW CONSTRUCTION (PHP)	RANKING	REMARKS	Schools Ranked 1-5 Within ALL the Priority Criteria	Schools Ranked Outside the Priority Criteria	All Schools in All Class Municipalities	Rank 6-7 Schools in 6th Class Municipalities	All Last Mile Schools	TOTAL COST (PHP)
<b>CAR</b>																
1	School in 5th Class Municipality	136029	Pasil CS (Malusard Annex)	Kalinga	-	3,314,706.43	-	-	1	TY MARRING	3,314,706.43	-	-	-	-	3,314,706.43
2	School in 5th Class Municipality	319225	Agawa National High School	Mt. Province	9	8,126,421.29	4	17,274,099.22	3	TY MARRING	17,274,099.22	-	-	-	-	17,274,099.22
3	School in 5th Class Municipality	319101	Bulo National High School	Tabuk City	1	1,547,599.00	-	-	3	TY MARRING	8,126,421.29	-	-	-	-	8,126,421.29
4	School in 5th Class Municipality	136102	Magabangon Elementary School	Tabuk City	4	4,639,596.22	-	-	2	TY MARRING	4,639,596.22	-	-	-	-	4,639,596.22
5	School in 5th Class Municipality	136112	Tambubong Elementary School	Tabuk City	4	4,639,596.22	-	-	5	TY MARRING	7,019,074.55	-	-	-	-	7,019,074.55
6	Central School	135174	Bolney CS	Abra	4	4,639,596.22	-	-	4	TY MARRING	4,639,596.22	-	-	-	-	4,639,596.22
7	Central School	136086	Bulanao Central School	Tabuk City	4	4,639,596.22	-	-	5	TY MARRING	2,114,165.31	-	-	-	-	2,114,165.31
8	Central School	136012	Tabuk City Central School	Tabuk City	18	31,401,149.04	4	17,274,099.22	-	-	47,127,659.26	-	-	-	-	48,676,248.26
<b>CARAGA</b>																
9	School in 5th Class Municipality	131533	Panayayon ES	Agusan del Norte	-	-	2	6,400,000.00	7	TY ODETTE	23,934,105.06	-	-	-	-	23,934,105.06
10	School in 5th Class Municipality	132305	Albor Central Elementary School	Dinaoag Island	7	5,231,820.18	7	23,044,703.29	4	TY ODETTE	26,276,523.47	-	-	-	-	26,276,523.47
11	School in 5th Class Municipality	132308	Bolobokod Central Elementary School	Dinaoag Island	10	10,991,671.28	-	-	2	TY ODETTE	10,991,671.28	-	-	-	-	10,991,671.28
12	School in 5th Class Municipality	304823	Cab-lan National High School	Dinaoag Island	3	10,838,276.55	-	-	3	TY ODETTE	17,088,525.12	-	-	-	-	17,088,525.12
13	School in 5th Class Municipality	132396	Dinaoag Central Elementary School	Dinaoag Island	11	6,290,248.57	14	46,467,511.80	1	TY ODETTE	64,900,389.42	-	-	-	-	64,900,389.42
14	School in 5th Class Municipality	304922	Dinaoag School of Fisheries	Dinaoag Island	24	18,432,277.62	6	20,454,827.35	1	TY ODETTE	20,454,827.35	-	-	-	-	20,454,827.35
15	School in 5th Class Municipality	132317	Plandil Elementary School	Dinaoag Island	7	23,418,608.29	7	23,418,608.29	7	TY ODETTE	27,760,060.16	-	-	-	-	27,760,060.16
16	School in 5th Class Municipality	132359	Tubajon Central Elementary School	Dinaoag Island	5	4,361,481.87	-	-	7	TY ODETTE	14,725,242.33	-	-	-	-	14,725,242.33
17	School in 5th Class Municipality	132179	Sayak Elementary School	Sarangao	5	4,414,304.45	4	10,310,937.88	7	TY ODETTE	21,106,387.64	-	-	-	-	21,106,387.64
18	School in 5th Class Municipality	132331	Anao-aon CES	Sarangao	21	14,288,696.79	2	6,817,690.85	5	TY ODETTE	13,459,574.05	-	-	-	-	13,459,574.05
19	School in 5th Class Municipality	132342	Bacauag CES	Sarangao del Norte	11	3,540,791.78	4	9,918,782.27	3	TY ODETTE	14,333,936.88	-	-	-	-	14,333,936.88
20	School in 5th Class Municipality	132333	Bambanon CES	Sarangao del Norte	6	4,921,928.24	4	9,412,007.64	1	TY ODETTE	13,433,936.88	-	-	-	-	13,433,936.88
21	School in 5th Class Municipality	132346	Campo ES	Sarangao del Norte	6	5,262,784.16	3	8,170,260.96	7	TY ODETTE	13,433,936.88	-	-	-	-	13,433,936.88
22	School in 5th Class Municipality	132526	Daking Paig ES	Sarangao del Norte	6	4,493,535.97	-	-	6	TY ODETTE	4,493,535.97	-	-	-	-	4,493,535.97
23	School in 5th Class Municipality	132534	Sason CES	Sarangao del Norte	7	2,730,000.00	2	6,660,190.85	4	TY ODETTE	10,704,105.60	-	-	-	-	10,704,105.60
24	School in 6th Class Municipality	132215	Baybay Elementary School	Sarangao	7	2,730,000.00	2	6,660,190.85	112	TY ODETTE	19,414,552.75	-	-	-	-	19,414,552.75
25	School in 6th Class Municipality	132216	Bilaug Elementary School	Sarangao	3	1,530,000.00	2	6,478,614.88	113	TY ODETTE	8,008,614.88	-	-	-	-	8,008,614.88
26	School in 6th Class Municipality	132225	Bongio Elementary School	Sarangao	5	3,225,244.54	4	10,230,937.88	41	TY ODETTE	13,456,162.42	-	-	-	-	13,456,162.42
27	School in 6th Class Municipality	132217	Burgos Central Elementary School	Sarangao	11	4,965,000.00	6	16,714,552.75	1	TY ODETTE	21,679,552.75	-	-	-	-	21,679,552.75
28	School in 6th Class Municipality	304773	Burgos National High School	Sarangao	13	4,412,499.08	4	10,265,837.89	2	TY ODETTE	14,678,436.97	-	-	-	-	14,678,436.97
29	School in 6th Class Municipality	132226	Manbojoc Elementary School	Sarangao	3	2,345,000.00	5	14,966,112.57	117	TY ODETTE	17,311,112.57	-	-	-	-	17,311,112.57
30	School in 6th Class Municipality	132218	Malin-a Elementary School	Sarangao	3	2,445,000.00	4	10,250,937.88	18	TY ODETTE	12,665,937.88	-	-	-	-	12,665,937.88
31	School in 6th Class Municipality	132227	Nuevo Campo Elementary School	Sarangao	2	6,485,614.88	2	6,485,614.88	118	TY ODETTE	6,485,614.88	-	-	-	-	6,485,614.88
32	School in 6th Class Municipality	132228	Ploggo Elementary School	Sarangao	2	6,583,614.88	2	6,583,614.88	119	TY ODETTE	6,583,614.88	-	-	-	-	6,583,614.88
33	School in 6th Class Municipality	132230	San Benito Central Elementary School	Sarangao	14	5,528,191.84	2	6,477,614.88	42	TY ODETTE	12,006,806.72	-	-	-	-	12,006,806.72
34	School in 6th Class Municipality	304781	San Benito National High School	Sarangao	12	8,000,000.00	-	-	11	TY ODETTE	8,000,000.00	-	-	-	-	8,000,000.00
35	School in 6th Class Municipality	132229	San Juan Elementary School	Sarangao	2	1,614,828.15	4	6,483,614.88	39	TY ODETTE	8,098,544.04	-	-	-	-	8,098,544.04
36	School in 6th Class Municipality	132219	San Mateo Elementary School	Sarangao	3	1,855,000.00	4	10,230,937.88	114	TY ODETTE	12,065,937.88	-	-	-	-	12,065,937.88
37	Central School	131450	Kitcharao CES	Agusan del Norte	18	12,932,883.84	12	26,048,960.31	1	TY ODETTE	26,048,960.31	-	-	-	-	26,048,960.31
38	Central School	500312	North Cababbaran CES	Cababbaran City	18	12,932,883.84	-	-	17	TY ODETTE	12,932,883.84	-	-	-	-	12,932,883.84
39	Central School	131580	South Cababbaran CES	Cababbaran City	13	9,516,868.87	-	-	15	TY ODETTE	9,516,868.87	-	-	-	-	9,516,868.87
40	Central School	132360	Cagdianao Central Elementary School	Dinaoag Island	5	17,737,420.56	5	17,737,420.56	79	TY ODETTE	29,454,135.36	-	-	-	-	29,454,135.36
41	Central School	132424	Loreto Central Elementary School	Dinaoag Island	18	5,791,972.33	2	7,491,972.33	96	TY ODETTE	13,289,841.28	-	-	-	-	13,289,841.28
42	Central School	132505	Rizal Central Elementary School	Dinaoag Island	5	4,805,281.92	4	11,799,061.85	114	TY ODETTE	16,604,343.77	-	-	-	-	16,604,343.77
43	Central School	132522	San Jose CES-SPED Center	Dinaoag Island	20	10,356,113.41	-	-	131	TY ODETTE	10,356,113.41	-	-	-	-	10,356,113.41
44	Central School	132510	Tag-abaca Central Elementary School	Dinaoag Island	13	10,440,653.42	2	7,651,642.97	119	TY ODETTE	18,092,296.39	-	-	-	-	18,092,296.39
45	Central School	132139	Dapa Central Elementary School & SPED Cent	Sarangao	39	11,650,000.00	12	33,869,105.50	4	TY ODETTE	45,019,105.50	-	-	-	-	45,019,105.50
46	Central School	132234	Nueva Estrella Central Elementary School	Sarangao	7	6,482,671.48	3	8,407,192.02	56	TY ODETTE	14,899,863.50	-	-	-	-	14,899,863.50
47	Central School	132224	Socoro Central Elementary School and SPED	Sarangao	14	12,220,834.20	4	6,174,552.75	55	TY ODETTE	28,395,486.95	-	-	-	-	28,395,486.95
48	Central School	132290	C.V. Diaz Mem. CES	Sarangao City	35	9,865,890.42	4	4,464,507.64	4	TY ODETTE	19,330,386.06	-	-	-	-	19,330,386.06
49	Central School	132247	Canlanipa Central Elementary School	Sarangao City	20	10,034,402.06	-	-	10	TY ODETTE	10,034,402.06	-	-	-	-	10,034,402.06
50	Central School	132299	Mal-a Central Elementary School	Sarangao City	10	8,671,866.02	8	18,143,244.18	5	TY ODETTE	27,814,509.20	-	-	-	-	27,814,509.20

### Annex A.1 List of Schools with CY 2022 Quick Response Fund (QRF) Allocation

No.	PRIORITY CRITERIA	BEIS School ID	School Name	Division	NUMBER OF CLASSROOMS FOR REPAIR	COST OF REPAIR (PHP)	NUMBER OF CLASSROOMS FOR NEW CONSTRUCTION	COST OF NEW CONSTRUCTION (PHP)	RANKING	REMARKS	Schools Ranked 1-5 Within ALL the Priority Criteria	Schools Ranked 1-5 Within the Priority Criteria	All Schools in 8th Class Municipalities	Rank 6-7 Schools in 8th Class Municipalities	All Last Mile Schools	TOTAL COST (PHP)
51	Central School	132271	Sungao City CES	Sungao City	21	7,918,271.28	2	6,092,191.78	3	TY ODETE	14,010,463.06	-	-	-	-	14,010,463.06
52	Central School	132287	Sungao West CES	Sungao City	32	15,985,858.62	3	7,895,468.72	1	TY ODETE	23,871,327.34	-	-	-	-	23,871,327.34
53	Central School	132378	Claver Central Elementary School	Sungao del Norte	9	4,594,098.46	4	9,894,507.64	26	TY ODETE	-	11,468,604.10	-	-	-	11,468,604.10
54	Central School	132407	Gigante Central Elementary School	Sungao del Norte	6	4,493,335.97	3	8,170,250.96	22	TY ODETE	-	12,663,786.93	-	-	-	12,663,786.93
55	Central School	132434	Mainit CES	Sungao del Norte	15	10,718,781.28	8	20,071,355.67	16	TY ODETE	-	30,790,136.95	-	-	-	30,790,136.95
56	Central School	132437	Mainit-ao CES	Sungao del Norte	16	10,746,950.83	2	6,240,190.85	25	TY ODETE	-	16,987,141.68	-	-	-	16,987,141.68
57	Central School	132478	Phase Central Elementary School	Sungao del Norte	4	598,896.08	4	9,894,507.64	23	TY ODETE	-	10,473,393.72	-	-	-	10,473,393.72
58	Central School	132479	Phase West CES	Sungao del Norte	4	560,250.03	2	6,135,190.85	24	TY ODETE	-	6,685,440.88	-	-	-	6,685,440.88
		537	310,993,764.23		191	590,341,617.00					397,237,391.71	-	253,184,738.69	86,286,730.93	124,135,918.90	860,346,381.22
<b>NCR</b>																
59	Others	305294	Jose P. Laurel High School	Manila	4	1,400,000.00	-	-	1	FIRE INCIDENT	-	1,400,000.00	-	-	-	1,400,000.00
		4	1,400,000.00													1,400,000.00
<b>Region I</b>																
60	Central School	235501	Candon South Central School SPED Center	Candon City	2	901,318.11	-	-	2	TY MARRING	901,318.11	-	-	-	-	901,318.11
61	Central School	100846	Bacnolan Central School	La Union	3	1,819,327.09	-	-	1	TY MARRING	1,819,327.09	-	-	-	-	1,819,327.09
62	Central School	100875	Balaocan CES	La Union	11	6,693,187.73	-	-	12	TY MARRING	-	6,693,187.73	-	-	-	6,693,187.73
63	Central School	100911	Balaocan North CS	La Union	3	1,801,364.18	-	-	3	TY MARRING	1,801,364.18	-	-	-	-	1,801,364.18
64	Others	153001	Sto. Nino Elementary School	Laag City	3	571,180.68	-	-	1	TY MARRING	-	571,180.68	-	-	-	571,180.68
		22	11,786,378.79								4,522,010.38	571,180.68	6,693,187.73	-	11,786,378.79	
<b>Region II</b>																
65	School in 5th Class Municipality	102311	Besco Central School	Batanes	7	5,231,221.64	-	-	3	TY MARRING	5,231,221.64	-	-	-	-	5,231,221.64
66	School in 5th Class Municipality	102311	Besco Central School	Batanes	1	12,917,785.63	-	-	2	TY MARRING	12,917,785.63	-	-	-	-	12,917,785.63
67	School in 5th Class Municipality	300411	Batanes National Science High School	Batanes	2	12,976,814.84	-	-	4	TY MARRING	12,976,814.84	-	-	-	-	12,976,814.84
68	School in 6th Class Municipality	102325	Mahatoz Elementary School	Batanes	2	1,731,420.84	-	-	4	TY MARRING	1,731,420.84	-	-	-	-	1,731,420.84
69	School in 8th Class Municipality	500063	Raels Integrated School	Batanes	1	1,301,588.05	-	-	5	TY MARRING	1,301,588.05	-	-	-	-	1,301,588.05
		12	34,157,831.01								34,157,831.01	-	-	-	34,157,831.01	
<b>Region IV-A</b>																
70	Others	107154	Blagblag Elementary School	Tanauan City	9	8,175,554.71	-	-	1	FIRE INCIDENT	-	8,175,554.71	-	-	-	8,175,554.71
		9	8,175,554.71													8,175,554.71
<b>Region IV-B</b>																
71	School in 5th Class Municipality	111185	Buruangin Elementary School	Palawan	3	2,033,552.64	-	-	5	TY ODETE	2,033,552.64	-	-	-	-	2,033,552.64
72	School in 5th Class Municipality	301681	Caruray National High School	Palawan	4	2,234,236.49	-	-	4	TY ODETE	2,234,236.49	-	-	-	-	2,234,236.49
73	School in 5th Class Municipality	170530	Casonoy Elementary School	Palawan	4	2,813,770.56	-	-	6	TY ODETE	-	6,716,136.47	-	-	-	6,716,136.47
74	School in 5th Class Municipality	111195	New Caruray Elementary School	Palawan	2	1,374,418.02	-	3,902,365.91	3	TY ODETE	1,374,418.02	-	-	-	-	1,374,418.02
75	School in 5th Class Municipality	111201	San Vicente Central School	Palawan	6	2,276,096.86	6	16,954,914.25	7	TY ODETE	-	19,231,011.11	-	-	-	19,231,011.11
76	Central School	110749	Araceli Central School	Palawan	11	7,012,282.39	-	-	75	TY ODETE	-	7,012,282.39	-	-	-	7,012,282.39
77	Central School	110750	Araceli North Central School	Palawan	4	2,663,970.90	-	-	2	TY ODETE	2,663,970.90	-	-	-	-	2,663,970.90
78	Central School	110750	Araceli North Central School	Palawan	8	5,415,010.46	-	-	29	TY ODETE	-	5,415,010.46	-	-	-	5,415,010.46
79	Central School	111211	Bato Central School	Palawan	4	2,706,331.50	-	45,000,000.00	27	TY ODETE	-	47,706,331.50	-	-	-	47,706,331.50
80	Central School	309103	Central Taylay National High School	Palawan	16	2,996,974.51	-	-	16	TY ODETE	-	2,996,974.51	-	-	-	2,996,974.51
81	Central School	110767	Dumanay Central School	Palawan	1	282,965.41	-	-	65	TY ODETE	-	282,965.41	-	-	-	282,965.41
82	Central School	111219	Judge Cesar L. Rodriguez Elementary School	Palawan	11	4,025,753.68	-	-	88	TY ODETE	-	4,025,753.68	-	-	-	4,025,753.68
83	Central School	111164	Roxas North Central School	Palawan	9	1,497,092.41	-	-	99	TY ODETE	-	1,497,092.41	-	-	-	1,497,092.41
84	Central School	111528	Sakacion Central Elementary School	Puerto Princesa City	6	3,408,366.31	-	7,200,000.00	23	TY ODETE	-	10,608,366.31	-	-	-	10,608,366.31
85	Others	110769	Timiniran Elementary School	Palawan	8	5,157,828.99	-	-	1	TY ODETE	-	5,157,828.99	-	-	-	5,157,828.99
86	Others	111516	Langogon Elementary School	Puerto Princesa City	13	8,109,763.39	-	-	1	TY ODETE	-	8,109,763.39	-	-	-	8,109,763.39
		110	54,028,414.52								8,326,178.05	13,267,592.38	79,544,776.67	25,947,147.59	127,085,694.68	
<b>Region VI</b>																



### Annex A.1 List of Schools with CY 2022 Quick Response Fund (QRF) Allocation

Nc.	PRIORITY CRITERIA	BEIS School ID	School Name	Division	NUMBER OF CLASSROOMS FOR REPAIR	COST OF REPAIR (PHP)	NUMBER OF CLASSROOMS FOR NEW CONSTRUCTION	COST OF NEW CONSTRUCTION (PHP)	RANKING	REMARKS	Schools Ranked 1-5 Within ALL the Priority Criteria	Schools Ranked 1 Outside the Priority Criteria	All Schools in All Class Municipalities	Rank 6-7 Schools in All Class Municipalities	All Last Mile Schools	TOTAL COST (PHP)
139	Central School	119384	Bloom Central ES	Cebu	13	6,500,000.00	-	-	22	TY ODETTIE	-	-	6,500,000.00	-	-	6,500,000.00
140	Central School	119238	Consolacion Central ES	Cebu	24	4,800,000.00	-	-	31	TY ODETTIE	-	-	4,800,000.00	-	-	4,800,000.00
141	Central School	119255	Corbuva Central ES	Cebu	9	4,500,000.00	-	-	31	TY ODETTIE	-	-	4,500,000.00	-	-	4,500,000.00
142	Central School	119092	Gulubangan Central ES	Cebu	28	14,000,000.00	-	-	15	TY ODETTIE	-	-	14,000,000.00	-	-	14,000,000.00
143	Central School	119414	Liluan Central ES	Cebu	6	3,000,000.00	-	-	72	TY ODETTIE	-	-	8,000,000.00	-	-	8,000,000.00
144	Central School	119874	City Central ES	Cebu City	12	2,750,822.00	2	5,000,000.00	22	TY ODETTIE	-	-	2,750,822.00	-	-	2,750,822.00
145	Central School	303153	City Central NHS (Day & Night)	Cebu City	5	668,241.00	-	-	55	TY ODETTIE	-	-	668,241.00	-	-	668,241.00
146	Central School	119516	Capoc Central Elementary School	City of Mega, Cebu	8	3,999,819.92	-	-	3	TY ODETTIE	3,999,819.92	-	-	-	-	3,999,819.92
147	Central School	120386	Naga Central Elementary School	City of Naga, Cebu	13	6,498,802.27	-	-	2	TY ODETTIE	6,498,802.27	-	-	-	-	6,498,802.27
148	Central School	119512	Tuyan Central Elementary School	City of Naga, Cebu	10	5,025,620.25	-	-	-	TY ODETTIE	-	5,025,620.25	-	-	-	5,025,620.25
149	Central School	119889	Lapu-Lapu City Central Elementary School	Lapu-Lapu City	72	38,000,000.00	11	27,500,000.00	-	TY ODETTIE	-	63,500,000.00	-	-	-	63,500,000.00
150	Central School	120171	Birdoy Central Elementary School	Negros Oriental	2	6,064,404.08	-	-	12	TY ODETTIE	-	-	6,064,404.08	-	-	6,064,404.08
151	Central School	120320	La Libertad CES	Negros Oriental	11	11,136,631.28	-	-	10	TY ODETTIE	-	-	11,136,631.28	-	-	11,136,631.28
152	Central School	120386	Mabiny Central School	Negros Oriental	8	4,478,136.15	-	-	9	TY ODETTIE	-	-	4,478,136.15	-	-	4,478,136.15
153	Central School	120604	Tayasan CES	Negros Oriental	24	9,524,722.23	-	-	14	TY ODETTIE	-	-	9,524,722.23	-	-	9,524,722.23
154	Central School	119803	Tabunoc Central School	Talisay City	4	1,869,425.40	-	-	35	TY ODETTIE	-	-	1,869,425.40	-	-	1,869,425.40
155	Central School	119791	Talisay City Central Elementary School	Talisay City	38	7,433,950.41	12	30,000,000.00	23	TY ODETTIE	-	-	37,433,950.41	-	-	37,433,950.41
156	Central School	120757	South City Central ES	Toledo City	22	11,050,000.00	-	-	-	TY ODETTIE	-	-	11,050,000.00	-	-	11,050,000.00
157	Others	120093	Lo-oc ES	Bais City	5	2,505,799.85	-	-	1	TY ODETTIE	2,505,799.85	-	-	-	-	2,505,799.85
158	Others	302809	Alicia Technical-Voc'l HS	Bohol	19	5,594,502	9	22,500,000	1	TY ODETTIE	28,094,802.48	-	-	-	-	28,094,802.48
159	Others	302809	San Pascual National Agr'l HS	Bohol	26	7,670,181	-	-	1	TY ODETTIE	7,670,181.29	-	-	-	-	7,670,181.29
160	Others	324904	Tuyom National High School	Carcar City	20	5,641,920.23	-	-	1	TY ODETTIE	5,641,920.23	-	-	-	-	5,641,920.23
161	Others	119882	Mantabing ES	Cebu City	32	3,219,187.88	-	-	1	TY ODETTIE	3,219,187.88	-	-	-	-	3,219,187.88
162	Others	500218	Naga Special Education Center	City of Naga, Cebu	10	4,999,370.25	-	-	1	TY ODETTIE	4,999,370.25	-	-	-	-	4,999,370.25
163	Others	119954	Caw-oy Elementary School	Lapu-Lapu City	4	4,351,778.22	-	-	1	TY ODETTIE	4,351,778.22	-	-	-	-	4,351,778.22
164	Others	322203	Manipis National High School	Talisay City	4	1,926,214.11	-	-	1	TY ODETTIE	1,926,214.11	-	-	-	-	1,926,214.11
		838	305,706,867.79		70	175,249,834.84					55,171,521.57	58,400,054.11	355,730,728.88	3,895,386.23	7,749,834.84	480,965,932.63
<b>Region VIII</b>																
165	School in 5th Class Municipality	122606	Balangayan Central Elementary School	Eastern Samar	6	2,595,388.38	-	-	4	TY ODETTIE	2,595,388.38	-	-	-	-	2,595,388.38
166	School in 5th Class Municipality	303502	Giponos National Trade School	Eastern Samar	24	7,737,161.07	-	-	6	TY ODETTIE	7,737,161.07	-	-	-	-	7,737,161.07
167	School in 5th Class Municipality	122485	Herrera Central Elementary School	Eastern Samar	6	2,592,763.38	-	-	6	TY ODETTIE	-	2,592,763.38	-	-	-	2,592,763.38
168	School in 5th Class Municipality	303512	Lawan National School of Craftsmanship and	Eastern Samar	32	6,867,954.14	-	-	7	TY ODETTIE	-	6,867,954.14	-	-	-	6,867,954.14
169	School in 5th Class Municipality	303330	Bontoc Senior High School	Leyte	6	779,227.10	-	-	5	TY ODETTIE	779,227.10	-	-	-	-	779,227.10
170	School in 5th Class Municipality	122239	Prituyan Central School	Southern Leyte	16	6,740,151.56	-	-	1	TY ODETTIE	6,740,151.56	-	-	-	-	6,740,151.56
171	School in 5th Class Municipality	122243	San Ricardo Central School	Southern Leyte	22	11,898,857.16	-	-	2	TY ODETTIE	11,898,857.16	-	-	-	-	11,898,857.16
172	School in 5th Class Municipality	122114	Sta. Paz Elementary School	Southern Leyte	2	1,115,785.68	4	9,979,524.08	4	TY ODETTIE	-	-	-	-	-	11,095,309.74
173	School in 6th Class Municipality	303465	LIMASAWA NATIONAL HIGH SCHOOL	Southern Leyte	36	12,804,218.42	-	-	62	TY ODETTIE	-	-	12,804,218.42	-	-	12,804,218.42
174	School in 6th Class Municipality	122221	Lugsongan Elementary School	Southern Leyte	9	5,112,651.73	-	-	12	TY ODETTIE	-	-	5,112,651.73	-	-	5,112,651.73
175	School in 6th Class Municipality	122223	Magallanes Elementary School	Southern Leyte	8	5,283,041.75	2	5,702,801.30	3	TY ODETTIE	10,985,843.14	-	-	-	-	10,985,843.14
176	School in 6th Class Municipality	122225	San Agustin Elementary School	Southern Leyte	7	3,026,805.88	-	-	19	TY ODETTIE	-	3,026,805.88	-	-	-	3,026,805.88
177	School in 6th Class Municipality	122226	San Bernardo Elementary School	Southern Leyte	6	3,261,340.07	2	6,575,848.24	125	TY ODETTIE	-	-	-	-	-	9,837,188.31
178	Last Mile School	122153	BOGO MULTIGRADE SCHOOL	Maasin City	2	1,404,999.36	-	-	10	TY ODETTIE	1,404,999.36	-	-	-	-	1,404,999.36
179	Last Mile School	122006	Himakilo Primary School	Southern Leyte	1	570,045.72	-	-	1	TY ODETTIE	-	-	-	-	-	570,045.72
180	Last Mile School	122263	Hindangan PS	Southern Leyte	2	1,327,870.84	-	-	265	TY ODETTIE	-	-	-	-	-	1,327,870.84
181	Last Mile School	305533	Mallitog National High School	Southern Leyte	8	4,430,312.88	-	-	97	TY ODETTIE	-	-	4,430,312.88	-	-	4,430,312.88
182	Central School	122135	Maasin Central School	Maasin City	28	14,596,082.87	-	-	51	TY ODETTIE	-	-	14,596,082.87	-	-	14,596,082.87
183	Central School	121996	Bontoc Central School	Southern Leyte	34	12,766,248.59	-	-	14	TY ODETTIE	-	-	12,766,248.59	-	-	12,766,248.59
184	Central School	121996	Bontoc Central School	Southern Leyte	4	7,631,879.22	-	-	14	TY ODETTIE	-	-	7,631,879.22	-	-	7,631,879.22
185	Central School	122030	Hinumangan East Central School	Southern Leyte	1	588,537.45	-	-	243	TY ODETTIE	-	-	588,537.45	-	-	588,537.45
186	Central School	122031	Hinumangan West Central School	Southern Leyte	1	628,174.33	4	9,930,079.05	242	TY ODETTIE	-	-	10,558,253.38	-	-	10,558,253.38
187	Central School	122101	Liluan Central School	Southern Leyte	12	2,527,676.66	-	-	36	TY ODETTIE	-	-	12,405,213.08	-	-	12,405,213.08
188	Central School	122189	Macaroon Central School	Southern Leyte	12	5,504,070.65	-	-	122	TY ODETTIE	-	-	5,504,070.65	-	-	5,504,070.65
189	Central School	122189	Macaroon Central School	Southern Leyte	6	9,943,819.55	-	-	122	TY ODETTIE	-	-	9,943,819.55	-	-	9,943,819.55
190	Central School	122302	Saint Bernard Central School	Southern Leyte	35	17,360,731.01	-	-	111	TY ODETTIE	-	-	17,360,731.01	-	-	17,360,731.01

### Annex A.1 List of Schools with CY 2022 Quick Response Fund (QRF) Allocation

No.	PRIORITY CRITERIA	BEIS School ID	School Name	Division	NUMBER OF CLASSROOMS FOR REPAIR	COST OF REPAIR (PHP)	NUMBER OF CLASSROOMS FOR NEW CONSTRUCTION	COST OF NEW CONSTRUCTION (PHP)	RANKING	REMARKS	Schools Ranked 1-5 Within ALL the Priority Criteria	Schools Ranked 1 Outside the Priority Criteria	All Central Schools	Rank 6-7 Schools in 5th Class Municipalities	All Schools in 5th Class Municipalities	All Last Mile Schools	TOTAL COST (PHP)
191	Central School	122059	Silago Central School	Southern Leyte	4	1,633,987.34	-	-	130	TY ODETE	-	1,633,987.34	-	-	-	-	1,633,987.34
192	Central School	122280	Sogod Central School	Southern Leyte	35	18,323,076.66	-	-	194	TY ODETE	-	18,323,076.66	-	-	-	-	18,323,076.66
193	Others	122125	Cambooc MSS	Massin City	5	3,253,353.73	-	-	1	TY ODETE	3,253,353.73	-	-	-	-	-	3,253,353.73
194	Others	122174	San Rafael ES	Massin City	9	3,767,359.17	-	-	1	TY ODETE	3,767,359.17	-	-	-	-	-	3,767,359.17
195	Others	124194	Alegrta Bataan ES	Ormoc City	383	2,184,122.06	-	-	1	TY ODETE	2,184,122.06	-	-	-	-	-	2,184,122.06
					383	178,257,894.39	16	42,065,789.16	-	-	53,236,937.51	9,204,834.97	111,311,889.78	9,460,717.52	30,780,864.34	6,328,229.44	220,323,483.55
<b>Region IX</b>																	
196	School in 5th Class Municipality	124738	Bagacay ES	Zamboanga del Norte	5	2,846,844.28	-	-	1	TY ODETE	2,846,844.28	-	-	-	-	-	2,846,844.28
197	School in 5th Class Municipality	124740	Caticlic ES	Zamboanga del Norte	3	1,661,419.86	-	-	2	TY ODETE	1,661,419.86	-	-	-	-	-	1,661,419.86
198	School in 5th Class Municipality	124742	Delapa ES	Zamboanga del Norte	3	1,677,169.86	-	-	3	TY ODETE	1,677,169.86	-	-	-	-	-	1,677,169.86
199	School in 5th Class Municipality	124743	Kanin ES	Zamboanga del Norte	5	2,774,392.38	-	-	4	TY ODETE	2,774,392.38	-	-	-	-	-	2,774,392.38
200	School in 5th Class Municipality	124744	Libay ES	Zamboanga del Norte	8	4,547,777.03	-	-	5	TY ODETE	4,547,777.03	-	-	-	-	-	4,547,777.03
201	School in 5th Class Municipality	124541	New Siquijor ES	Zamboanga del Norte	4	2,256,282.51	-	-	6	TY ODETE	2,256,282.51	-	-	-	-	-	2,256,282.51
202	Central School	124625	Bacong CS	Zamboanga del Norte	6	3,348,970.27	-	-	30	TY ODETE	3,348,970.27	-	-	-	-	-	3,348,970.27
203	Central School	124417	Labason CS	Zamboanga del Norte	8	4,503,127.96	-	-	10	TY ODETE	4,503,127.96	-	-	-	-	-	4,503,127.96
204	Central School	124802	Mandoh CS	Zamboanga del Norte	6	3,444,320.70	-	-	25	TY ODETE	3,444,320.70	-	-	-	-	-	3,444,320.70
					48	27,060,304.85	-	-	-	-	13,507,603.41	-	11,296,419.92	2,256,282.51	-	-	27,060,304.85
<b>Region X</b>																	
205	School in 5th Class Municipality	128885	Calaman CS	Camiguin	1	150,000.00	10	19,859,482.89	2	TY ODETE	20,019,482.89	-	-	-	-	-	20,019,482.89
206	School in 5th Class Municipality	128935	Sagay Central School	Camiguin	3	1,866,596.75	12	24,369,730.96	3	TY ODETE	26,236,337.71	-	-	-	-	-	26,236,337.71
207	School in 6th Class Municipality	126328	Bulay ES	Camiguin	2	300,000.00	-	-	13	TY ODETE	-	-	-	300,000.00	-	-	300,000.00
208	School in 6th Class Municipality	126331	Guinsilitan CS	Camiguin	2	800,000.00	-	-	14	TY ODETE	-	-	-	800,000.00	-	-	800,000.00
209	School in 6th Class Municipality	128933	Mear-Elementary School	Camiguin	-	-	6	12,667,615.79	4	TY ODETE	12,667,615.79	-	-	-	-	-	12,667,615.79
210	School in 6th Class Municipality	127670	Cogon ES	El Salvador	2	1,301,701.99	2	5,858,817.72	1	TY ODETE	5,858,817.72	-	-	-	-	-	5,858,817.72
211	School in 6th Class Municipality	127677	Pedro Sa. Bacillo ES (Bokobolo)	El Salvador	2	6,599,328.44	2	6,599,328.44	2	TY ODETE	7,811,030.43	-	-	-	-	-	7,811,030.43
212	School in 6th Class Municipality	127678	Sambulawan Elementary School	El Salvador	-	-	2	6,836,370.06	3	TY ODETE	6,836,370.06	-	-	-	-	-	6,836,370.06
213	Central School	128914	Mambajao CS	Camiguin	4	660,981.29	11	22,536,171.14	1	TY ODETE	23,197,152.43	-	-	-	-	-	23,197,152.43
214	Central School	128065	Donna J. Peleaz Reyes CS	Gingoog City	1	1,000,000.00	-	-	3	HEAVY RAINFALL	1,000,000.00	-	-	-	-	-	1,000,000.00
215	Others	501023	Cvolog Integrated School - Elem	Gingoog City	3	1,500,000.00	-	-	1	TY ODETE	1,500,000.00	-	-	-	-	-	1,500,000.00
					18	7,569,190.03	45	98,647,517.01	-	-	103,616,707.04	1,500,000.00	-	1,100,000.00	-	-	106,216,707.04
<b>GRAND TOTAL</b>					<b>2,077</b>	<b>1,099,565,847.58</b>	<b>350</b>	<b>869,802,822.77</b>	-	-	<b>722,800,749.21</b>	<b>129,799,653.38</b>	<b>847,579,402.59</b>	<b>129,393,835.76</b>	<b>156,016,793.24</b>	<b>14,079,064.28</b>	<b>1,999,169,270.46</b>



## Annex B. Summary of Unfunded Repair and New Construction

Division	Total Cost	Cost of Repair	Cost of New Construction
<b>CAR</b>	<b>1,071,473,132.64</b>	<b>524,471,961.60</b>	<b>547,001,171.04</b>
Abra	155,289,870.47	95,429,910.85	59,859,959.62
Mt. Province	865,967,467.00	378,826,255.59	487,141,211.41
Tabuk City	50,215,795.17	50,215,795.17	-
<b>CARAGA</b>	<b>3,974,740,672.60</b>	<b>1,890,125,932.50</b>	<b>2,084,614,740.10</b>
Agusan del Norte	59,287,803.38	42,889,107.38	16,398,696.00
Cabadbaran City	183,971,850.24	121,641,048.44	62,330,801.80
Dinagat Island	1,211,727,303.08	594,206,318.09	617,520,984.99
Siargao	1,284,487,506.94	423,194,580.88	861,292,926.06
Surigao City	694,262,365.81	230,319,315.16	463,943,050.65
Surigao del Norte	541,003,843.15	477,875,562.55	63,128,280.60
<b>Region I</b>	<b>89,424,636.06</b>	<b>89,424,636.06</b>	-
Candon City	29,231,350.79	29,231,350.79	-
Ilocos Norte	10,962,675.55	10,962,675.55	-
La Union	35,118,217.88	35,118,217.88	-
Laoag City	2,032,696.53	2,032,696.53	-
Pangasinan I, Lingayen	8,688,892.49	8,688,892.49	-
San Fernando City	3,390,802.82	3,390,802.82	-
<b>Region IV-A</b>	<b>22,500,000.00</b>	-	<b>22,500,000.00</b>
Batangas	22,500,000.00	-	22,500,000.00
<b>Region IV-B</b>	<b>594,832,998.37</b>	<b>441,916,372.94</b>	<b>152,916,625.43</b>
Palawan	359,388,648.60	235,272,023.17	124,116,625.43
Puerto Princesa City	235,444,349.77	206,644,349.77	28,800,000.00

## Annex B. Summary of Unfunded Repair and New Construction

Division	Total Cost	Cost of Repair	Cost of New Construction
<b>Region VI</b>	<b>2,021,525,413.83</b>	<b>1,280,431,835.94</b>	<b>741,093,577.89</b>
Aklan	75,708,826.36	75,708,826.36	-
Antique	199,619,684.84	107,557,804.92	92,061,879.92
Bacolod City	122,501,434.47	65,756,862.94	56,744,571.53
Bago City	17,935,402.29	17,935,402.29	-
Cadiz City	43,945,618.43	43,945,618.43	-
Guimaras	254,986,737.01	153,821,820.43	101,164,916.58
Himamaylan City	202,386,026.22	114,430,931.26	87,955,094.96
Iloilo	117,993,160.10	89,555,624.95	28,437,535.15
Iloilo City	6,016,698.10	6,016,698.10	-
Kabankalan City	294,165,945.20	107,259,285.61	186,906,659.59
La Carlota City	31,398,554.11	16,917,916.46	14,480,637.65
Negros Occidental	403,877,838.83	328,490,237.61	75,387,601.22
San Carlos City	85,643,379.83	51,226,176.64	34,417,203.19
Silay City	39,911,665.79	6,325,199.55	33,586,466.24
Sipalay City	125,434,442.26	95,483,430.39	29,951,011.87
<b>Region VII</b>	<b>5,658,749,098.66</b>	<b>3,432,541,812.06</b>	<b>2,226,207,286.60</b>
Bais City	32,891,899.18	28,391,899.18	4,500,000.00
Bayawan City	11,799,978.29	11,799,978.29	-
Bohol	1,676,889,154.37	1,011,884,154.37	665,005,000.00
Carcar City	22,496,984.70	22,496,984.70	-
Cebu	1,235,823,988.76	1,012,061,182.79	223,762,805.97
Cebu City	271,756,058.48	161,756,058.48	110,000,000.00
City of Naga, Cebu	19,022,786.33	19,022,786.33	-
Danao City	9,600,000.00	7,600,000.00	2,000,000.00
Guihulngan City	45,478,079.60	31,237,567.10	14,240,512.50
Lapu-Lapu City	641,926,136.97	621,426,136.97	20,500,000.00
Mandaue City	194,370,800.00	36,120,800.00	158,250,000.00
Negros Oriental	508,121,611.71	254,904,190.88	253,217,420.83
Tagbilaran City	97,018,043.56	25,006,043.56	72,012,000.00
Talisay City	319,817,460.08	74,817,460.08	245,000,000.00
Tanjay City	29,096,569.33	29,096,569.33	-
Toledo City	542,639,547.30	84,920,000.00	457,719,547.30

## Annex B. Summary of Unfunded Repair and New Construction

Division	Total Cost	Cost of Repair	Cost of New Construction
<b>Region VIII</b>	<b>1,705,608,957.20</b>	<b>1,472,679,694.60</b>	<b>232,929,262.60</b>
Baybay City	38,606,582.98	38,606,582.98	-
Eastern Samar	30,943,109.30	30,943,109.30	-
Leyte	126,684,498.22	101,235,934.99	25,448,563.23
Maasin City	296,731,017.34	232,711,058.80	64,019,958.54
Ormoc City	5,723,534.20	5,723,534.20	-
Samar (Western Samar)	4,800,305.52	-	4,800,305.52
Southern Leyte	1,202,119,909.65	1,063,459,474.34	138,660,435.31
<b>Region IX</b>	<b>196,694,669.47</b>	<b>196,694,669.47</b>	<b>-</b>
Zamboanga del Norte	196,694,669.47	196,694,669.47	-
<b>Region X</b>	<b>153,061,303.86</b>	<b>39,154,462.97</b>	<b>113,906,840.89</b>
Camiguin	149,261,303.86	35,354,462.97	113,906,840.89
Gingoog City	3,800,000.00	3,800,000.00	-
<b>Grand Total</b>	<b>15,488,610,882.71</b>	<b>9,367,441,378.15</b>	<b>6,121,169,504.56</b>

Prepared by




Jose Gabriel R. Noveno  
Project Development Officer III  
DRRMS



Engr. Marjorie Tiburcio  
Engineer IV  
EFD

Vetted by



Ronilda R. Co  
Director IV  
DRRMS



Engr. Annabelle R. Pangan  
Engineer V  
EFD

Approved by

Alain Del B. Pascua  
Undersecretary for Administration  
Department of Education

Table 1. Summary of 2022 QRF Allocation

Division	Schools Ranked 1-5		Schools Ranked 1		Rank 6-7 Schools in		All Last Mile Schools	Total
	Within ALL the Priority Criteria	Outside the Priority Criteria	All Central Schools	5th Class Municipalities	All Schools in 6th Class Municipalities	All Last Mile Schools		
<b>CAR</b>	<b>47,127,659.26</b>	-	-	<b>1,547,589.00</b>	-	-	-	<b>48,675,248.26</b>
Abra	7,019,074.55	-	-	-	-	-	-	7,019,074.55
Kalinga	3,314,706.43	-	-	-	-	-	-	3,314,706.43
Mt. Province	17,274,099.22	-	-	-	-	-	-	17,274,099.22
Tabuk City	19,519,779.05	-	-	-	-	-	-	21,067,368.05
<b>CARAGA</b>	<b>397,237,991.71</b>	-	<b>253,184,739.69</b>	<b>86,286,730.93</b>	<b>124,135,918.90</b>	-	-	<b>860,845,381.22</b>
Agusan del Norte	26,048,980.31	-	-	5,400,000.00	-	-	-	31,448,980.31
Cabadbaran City	-	-	22,449,752.71	-	-	-	-	22,449,752.71
Dinagat Island	145,181,214.35	-	87,796,730.21	48,234,917.51	-	-	-	281,212,862.07
Siargao	81,377,095.22	-	43,835,350.45	14,725,242.33	124,135,918.90	-	-	264,073,606.90
Surigao City	85,026,697.66	-	10,034,402.06	-	-	-	-	95,061,099.72
Surigao del Norte	59,604,004.17	-	89,068,504.26	17,926,571.09	-	-	-	166,599,079.52
<b>NCR</b>	-	<b>1,400,000.00</b>	-	-	-	-	-	<b>1,400,000.00</b>
Manila	-	1,400,000.00	-	-	-	-	-	1,400,000.00
<b>Region I</b>	<b>4,522,010.38</b>	<b>571,180.68</b>	<b>6,693,187.73</b>	-	-	-	-	<b>11,786,378.79</b>
Candon City	901,319.11	-	-	-	-	-	-	901,319.11
La Union	3,620,691.27	-	6,693,187.73	-	-	-	-	10,313,879.00
Laoag City	-	571,180.68	-	-	-	-	-	571,180.68
<b>Region II</b>	<b>34,157,831.01</b>	-	-	-	-	-	-	<b>34,157,831.01</b>
Batanes	34,157,831.01	-	-	-	-	-	-	34,157,831.01
<b>Region IV-A</b>	-	<b>8,175,554.71</b>	-	-	-	-	-	<b>8,175,554.71</b>
Tanauan City	-	8,175,554.71	-	-	-	-	-	8,175,554.71

**Table 1. Summary of 2022 QRF Allocation**

Division	Schools Ranked 1-5		Schools Ranked 1		Rank 6-7 Schools in		All Schools in 6th Class Municipalities	All Last Mile Schools	Total
	Within ALL the Priority Criteria	Outside the Priority Criteria	Criteria	Criteria	All Central Schools	5th Class Municipalities			
<b>Region IV-B</b>	<b>8,326,178.05</b>	<b>13,267,592.38</b>	<b>13,267,592.38</b>	<b>79,544,776.67</b>	<b>25,947,147.58</b>	-	-	<b>127,085,694.68</b>	
Palawan	8,326,178.05	5,157,828.99	5,157,828.99	68,936,410.36	25,947,147.58	-	-	108,367,564.97	
Puerto Princesa City	-	8,109,763.39	8,109,763.39	10,608,366.31	-	-	-	18,718,129.70	
<b>Region VI</b>	<b>5,396,309.28</b>	<b>37,271,636.54</b>	<b>37,271,636.54</b>	<b>29,818,237.90</b>	-	-	-	<b>72,486,183.72</b>	
Bago City	-	1,032,901.14	1,032,901.14	1,155,849.26	-	-	-	2,188,750.39	
Guimaras	2,464,442.22	3,191,080.34	3,191,080.34	2,926,129.78	-	-	-	8,581,652.35	
Iloilo	2,931,867.06	-	-	-	-	-	-	2,931,867.06	
Kabankalan City	-	7,562,127.58	7,562,127.58	-	-	-	-	7,562,127.58	
La Carlota City	-	5,033,505.33	5,033,505.33	-	-	-	-	5,033,505.33	
Negros Occidental	-	-	-	25,736,258.86	-	-	-	25,736,258.86	
San Carlos City	-	3,925,500.03	3,925,500.03	-	-	-	-	3,925,500.03	
Silay City	-	14,555,060.89	14,555,060.89	-	-	-	-	14,555,060.89	
Sipalay City	-	1,971,461.23	1,971,461.23	-	-	-	-	1,971,461.23	
<b>Region VII</b>	<b>55,171,521.57</b>	<b>58,409,054.11</b>	<b>58,409,054.11</b>	<b>355,730,725.88</b>	<b>3,895,366.23</b>	-	<b>7,749,834.84</b>	<b>480,956,502.63</b>	
Bais City	-	2,505,799.85	2,505,799.85	-	-	-	-	2,505,799.85	
Bayawan City	-	-	-	4,843,369.12	-	-	-	4,843,369.12	
Bohol	33,924,875.94	35,764,783.76	35,764,783.76	147,085,403.95	3,895,366.23	-	-	228,420,264.72	
Carcar City	-	5,641,920.23	5,641,920.23	-	-	-	-	5,641,920.23	
Cebu	7,000,000.00	-	-	50,300,000.00	-	-	-	57,300,000.00	
Cebu City	-	3,219,187.68	3,219,187.68	3,419,063.00	-	-	-	6,638,250.68	
City of Naga, Cebu	10,498,622.19	4,999,370.25	4,999,370.25	5,025,620.25	-	-	-	20,523,612.70	
Lapu-Lapu City	-	4,351,778.22	4,351,778.22	63,500,000.00	-	-	-	67,851,778.22	
Negros Oriental	3,748,023.44	-	-	31,203,893.74	-	-	-	34,951,917.18	
Talisay City	-	1,926,214.11	1,926,214.11	39,303,375.81	-	-	-	41,229,589.92	
Toledo City	-	-	-	11,050,000.00	-	-	-	11,050,000.00	

**Table 1. Summary of 2022 QRF Allocation**

Division	Schools Ranked 1-5		Schools Ranked 6-7		All Schools in 6th Class Municipalities	All Last Mile Schools	Total
	Within ALL the Priority Criteria	Schools Outside the Priority Criteria	Rank 6-7 Schools in 5th Class Municipalities	Rank 6-7 Schools in 6th Class Municipalities			
<b>Region VIII</b>	<b>53,236,937.51</b>	<b>9,204,834.97</b>	<b>111,311,899.78</b>	<b>9,460,717.52</b>	<b>30,780,864.34</b>	<b>6,328,229.44</b>	<b>220,323,483.55</b>
Eastern Samar	10,332,549.45	-	-	9,460,717.52	-	-	19,793,266.97
Leyte	779,227.10	-	-	-	-	-	779,227.10
Maasin City	1,404,999.36	7,020,712.91	14,596,082.87	-	-	-	23,021,795.14
Ormoc City	-	2,184,122.06	-	-	-	-	2,184,122.06
Southern Leyte	40,720,161.60	-	96,715,816.91	-	30,780,864.34	6,328,229.44	174,545,072.28
<b>Region IX</b>	<b>13,507,603.41</b>	-	<b>11,296,418.92</b>	<b>2,256,282.51</b>	-	-	<b>27,060,304.85</b>
Zamboanga del Norte	13,507,603.41	-	11,296,418.92	2,256,282.51	-	-	27,060,304.85
<b>Region X</b>	<b>103,616,707.04</b>	<b>1,500,000.00</b>	-	-	<b>1,100,000.00</b>	-	<b>106,216,707.04</b>
Camiguin	82,110,488.83	-	-	-	1,100,000.00	-	83,210,488.83
El Salvador	20,506,218.21	-	-	-	-	-	20,506,218.21
Gingoog City	1,000,000.00	1,500,000.00	-	-	-	-	2,500,000.00
<b>Grand Total</b>	<b>722,300,749.21</b>	<b>129,799,853.39</b>	<b>847,579,986.57</b>	<b>129,393,833.76</b>	<b>156,016,783.24</b>	<b>14,078,064.28</b>	<b>1,999,169,270.46</b>

Prepared by



**Jose Gabriel R. Noveno**  
Project Development Officer III  
DRRMS

Vetted by



**Ronilda R. Co**  
Director IV  
DRRMS

Approved by

**Alain Del B. Pascua**  
Undersecretary for Administration  
Department of Education



**Engr. Marjorie Tiburcio**  
Engineer IV  
EFD



**Engr. Annabelle R. Pangan**  
Engineer V  
EFD









FILTER	PRIORITY CRITERIA	BEIS School ID	School Name	Region	Division	WITH PROGRAM OF WORKS (Y=1, N=0)	TOTAL COST (PHP)	NUMBER OF CLASSROOMS FOR REPAIR	COST OF REPAIR (PHP)	NUMBER OF CLASSROOMS FOR NEW CONSTRUCTION	COST OF NEW CONSTRUCTION (PHP)	RANKING	REMARKS
6	Non-Vetted RAdAr	303196	Pagsabunigan NHS	Region VII	Mandaue City	1	2,250,000.00	15	2,250,000.00	-	-	10	TY ODETTTE
6	Non-Vetted RAdAr	120002	Paknaan ES	Region VII	Mandaue City	1	19,050,000.00	6	300,000.00	6	18,750,000.00	14	TY ODETTTE
6	Non-Vetted RAdAr	120006	Subangdaku ES	Region VII	Mandaue City	1	1,200,000.00	8	1,200,000.00	-	-	22	TY ODETTTE
6	Non-Vetted RAdAr	303202	Subangdaku Tech-Voc HS (Mandaue City) CNS - Subangdaku NHS (SA)	Region VII	Mandaue City	1	500,000.00	4	500,000.00	-	-	21	TY ODETTTE
6	Non-Vetted RAdAr	120016	Tabok Elementary School I	Region VII	Mandaue City	1	2,100,000.00	6	2,100,000.00	-	-	8	TY ODETTTE
6	Non-Vetted RAdAr	120019	Tabuk ES	Region VII	Mandaue City	1	500,000.00	2	500,000.00	-	-	17	TY ODETTTE
6	Non-Vetted RAdAr	312810	Tingub High School	Region VII	Mandaue City	1	300,000.00	3	300,000.00	-	-	25	TY ODETTTE
6	Non-Vetted RAdAr	120007	Tipolo ES	Region VII	Mandaue City	1	150,000.00	2	150,000.00	-	-	26	TY ODETTTE
6	Non-Vetted RAdAr	120003	Umapad ES	Region VII	Mandaue City	1	1,400,000.00	8	1,400,000.00	-	-	4	TY ODETTTE
6	Non-Vetted RAdAr	118703	Booy South Elementary School	Region VII	Tagbilaran City	1	15,453,000.00	-	-	6	15,453,000.00	3	TY ODETTTE
6	Non-Vetted RAdAr	118704	Cabawan Elementary School	Region VII	Tagbilaran City	1	900,000.00	2	900,000.00	-	-	7	TY ODETTTE
6	Non-Vetted RAdAr	118705	City East Elementary School	Region VII	Tagbilaran City	1	32,553,000.00	6	1,800,000.00	12	30,753,000.00	4	TY ODETTTE
6	Non-Vetted RAdAr	302846	Dr. Cecilio Putong NHS (Bohol NHS)	Region VII	Tagbilaran City	1	9,873,441.61	30	9,873,441.61	-	-	1	TY ODETTTE
6	Non-Vetted RAdAr	118711	Mansasa Elementary School	Region VII	Tagbilaran City	1	3,000,000.00	6	3,000,000.00	-	-	5	TY ODETTTE
6	Non-Vetted RAdAr	118712	San Isidro Elementary School	Region VII	Tagbilaran City	1	15,453,000.00	-	-	6	15,453,000.00	5	TY ODETTTE
6	Non-Vetted RAdAr	118713	Tagbilaran City Central Elementary School	Region VII	Tagbilaran City	1	13,953,000.00	9	3,600,000.00	4	10,353,000.00	6	TY ODETTTE
6	Non-Vetted RAdAr	233001	Tagbilaran City Central School SPED Center	Region VII	Tagbilaran City	1	900,000.00	2	900,000.00	-	-	8	TY ODETTTE
6	Non-Vetted RAdAr	302876	Tagbilaran City Science High School	Region VII	Tagbilaran City	1	3,000,000.00	6	3,000,000.00	-	-	4	TY ODETTTE
6	Non-Vetted RAdAr	118714	Talido Elementary School	Region VII	Tagbilaran City	1	1,932,801.95	3	1,932,801.95	-	-	2	TY ODETTTE
6	Non-Vetted RAdAr	119794	Bulacao Elementary School	Region VII	Talisay City	1	24,178,145.09	9	1,678,145.09	9	22,500,000.00	38	TY ODETTTE
6	Non-Vetted RAdAr	119795	Camp 4 Elementary School	Region VII	Talisay City	1	2,552,034.54	6	2,552,034.54	-	-	15	TY ODETTTE
6	Non-Vetted RAdAr	322202	Candulawan National High School	Region VII	Talisay City	1	1,148,689.82	4	1,148,689.82	-	-	16	TY ODETTTE
6	Non-Vetted RAdAr	130822	Dumlog Elementary School	Region VII	Talisay City	1	1,770,188.02	4	1,770,188.02	-	-	28	TY ODETTTE
6	Non-Vetted RAdAr	322206	Lagiang Night HS	Region VII	Talisay City	1	1,739,212.88	14	1,739,212.88	-	-	11	TY ODETTTE
6	Non-Vetted RAdAr	119786	Laray Elementary School	Region VII	Talisay City	1	30,000,000.00	-	-	12	30,000,000.00	29	TY ODETTTE
6	Non-Vetted RAdAr	303040	Lawaan National High School	Region VII	Talisay City	1	4,903,137.09	11	4,903,137.09	-	-	37	TY ODETTTE
6	Non-Vetted RAdAr	303056	Mohon (Divino Amore) National High School	Region VII	Talisay City	1	608,322.77	14	608,322.77	-	-	38	TY ODETTTE
6	Non-Vetted RAdAr	119789	Mohon Elementary School	Region VII	Talisay City	1	41,374,644.32	3	1,374,644.32	16	40,000,000.00	30	TY ODETTTE
6	Non-Vetted RAdAr	303020	Pooc NHS (Jaclupan NHS - Pooc Ext.)	Region VII	Talisay City	1	1,023,961.81	8	1,023,961.81	-	-	39	TY ODETTTE
6	Non-Vetted RAdAr	119802	San Isidro Elementary School	Region VII	Talisay City	1	31,553,521.26	4	1,553,521.26	12	30,000,000.00	31	TY ODETTTE
6	Non-Vetted RAdAr	322205	Talisay City Science High School	Region VII	Talisay City	1	549,962.42	18	549,962.42	-	-	14	TY ODETTTE
6	Non-Vetted RAdAr	312402	Tangke National High School	Region VII	Talisay City	1	1,122,643.17	9	1,122,643.17	-	-	40	TY ODETTTE
6	Non-Vetted RAdAr	119793	Vicenta A. Manreal Elementary School	Region VII	Talisay City	1	30,725,295.09	12	725,295.09	12	30,000,000.00	18	TY ODETTTE
6	Non-Vetted RAdAr	120408	Balayong Elem School	Region VII	Tanjay City	1	2,520,000.00	6	2,520,000.00	-	-	8	TY ODETTTE
6	Non-Vetted RAdAr	120549	Don Placido Mapa Memorial School	Region VII	Tanjay City	1	1,506,230.54	3	1,506,230.54	-	-	6	TY ODETTTE
6	Non-Vetted RAdAr	120553	Fabiana G. Banogon MES (Camansi ES)	Region VII	Tanjay City	1	2,300,000.00	5	2,300,000.00	-	-	11	TY ODETTTE
6	Non-Vetted RAdAr	120556	Luca ES	Region VII	Tanjay City	1	1,778,288.35	4	1,778,288.35	-	-	10	TY ODETTTE
6	Non-Vetted RAdAr	120419	Maklangsi ES	Region VII	Tanjay City	1	6,126,506.32	15	6,126,506.32	-	-	1	TY ODETTTE
6	Non-Vetted RAdAr	120557	Maralag ES	Region VII	Tanjay City	1	4,478,969.56	16	4,478,969.56	-	-	2	TY ODETTTE
6	Non-Vetted RAdAr	120558	Malo-Bato Elementary School	Region VII	Tanjay City	1	2,100,000.00	5	2,100,000.00	-	-	7	TY ODETTTE
6	Non-Vetted RAdAr	120542	Palagrio Jabal MS (Bahian ES)	Region VII	Tanjay City	1	1,444,591.60	3	1,444,591.60	-	-	5	TY ODETTTE
6	Non-Vetted RAdAr	120425	San Isidro Elementary School	Region VII	Tanjay City	1	1,460,881.83	3	1,460,881.83	-	-	4	TY ODETTTE
6	Non-Vetted RAdAr	120427	Sta. Agueda ES	Region VII	Tanjay City	1	2,871,301.13	9	2,871,301.13	-	-	3	TY ODETTTE
6	Non-Vetted RAdAr	120563	Sta. Cruz CES	Region VII	Tanjay City	1	2,520,000.00	6	2,520,000.00	-	-	9	TY ODETTTE
1	School in 5th Class Municipality	122690	Abejao Elementary School	Region VIII	Eastern Samar	1	1,076,537.60	2	1,076,537.60	-	-	17	TY ODETTTE
1	School in 5th Class Municipality	122739	Japunan Elementary School	Region VIII	Eastern Samar	1	2,363,190.84	5	2,363,190.84	-	-	18	TY ODETTTE
1	School in 5th Class Municipality	122544	Mercedes Central School	Region VIII	Eastern Samar	1	2,600,638.38	6	2,600,638.38	-	-	8	TY ODETTTE
1	School in 5th Class Municipality	122681	Naga Elementary School	Region VIII	Eastern Samar	1	3,259,963.58	7	3,259,963.58	-	-	9	TY ODETTTE
1	School in 5th Class Municipality	122685	Quinapondan Central Elementary School	Region VIII	Eastern Samar	1	2,158,793.15	5	2,158,793.15	-	-	10	TY ODETTTE
1	School in 5th Class Municipality	122700	Salcedo Central Elementary School	Region VIII	Eastern Samar	1	2,604,913.04	6	2,604,913.04	-	-	11	TY ODETTTE
1	School in 5th Class Municipality	122686	San Pedro Elementary School	Region VIII	Eastern Samar	1	1,340,215.41	3	1,340,215.41	-	-	16	TY ODETTTE
1	School in 5th Class Municipality	122743	Sta.Cruz Elementary School	Region VIII	Eastern Samar	1	3,841,755.41	7	3,841,755.41	-	-	15	TY ODETTTE
1	School in 5th Class Municipality	122744	Tabo Elementary School	Region VIII	Eastern Samar	1	1,104,404.11	2	1,104,404.11	-	-	14	TY ODETTTE

FILTER	PRIORITY CRITERIA	BES School ID	School Name	Region	Division	WITH PROGRAM OF WORKS (Y-1, N=0)	TOTAL COST (PHP)	NUMBER OF CLASSROOMS FOR REPAIR	COST OF REPAIR (PHP)	NUMBER OF CLASSROOMS FOR NEW CONSTRUCTION	COST OF NEW CONSTRUCTION (PHP)	RANKING	REMARKS
1	School in 5th Class Municipality	122246	Agay-Ay Elementary School	Region VIII	Southern Leyte	1	615,765.12	1	615,765.12	-	-	81	TY ODETT
1	School in 5th Class Municipality	122063	Amagusan Elementary School	Region VIII	Southern Leyte	1	3,805,985.12	7	3,805,985.12	-	-	89	TY ODETT
1	School in 5th Class Municipality	122064	Ambao Elementary School	Region VIII	Southern Leyte	1	1,246,111.80	3	1,246,111.80	-	-	82	TY ODETT
1	School in 5th Class Municipality	122065	Anahawan Central School	Region VIII	Southern Leyte	1	7,337,793.07	18	7,337,793.07	-	-	34	TY ODETT
1	School in 5th Class Municipality	122066	Anahawan Central School	Region VIII	Southern Leyte	1	9,854,464.12	12	9,854,464.12	-	-	34	TY ODETT
1	School in 5th Class Municipality	122308	Anahawan ES	Region VIII	Southern Leyte	1	1,638,315.85	4	1,638,315.85	-	-	257	TY ODETT
1	School in 5th Class Municipality	303444	Anahawan National Vocational High School/hood	Region VIII	Southern Leyte	1	4,050,631.25	9	4,050,631.25	-	-	67	TY ODETT
1	School in 5th Class Municipality	192021	Anislagon Primary School	Region VIII	Southern Leyte	1	924,563.36	2	924,563.36	-	-	57	TY ODETT
1	School in 5th Class Municipality	192006	Baculod Elementary School	Region VIII	Southern Leyte	1	1,745,029.17	5	1,745,029.17	-	-	216	TY ODETT
1	School in 5th Class Municipality	122247	Basak Elementary School	Region VIII	Southern Leyte	1	2,182,506.13	5	2,182,506.13	-	-	93	TY ODETT
1	School in 5th Class Municipality	122231	Beril Elementary School	Region VIII	Southern Leyte	1	6,324,885.57	12	6,324,885.57	-	-	37	TY ODETT
1	School in 5th Class Municipality	122067	Blasong MG Elementary School	Region VIII	Southern Leyte	1	3,069,817.82	7	3,069,817.82	-	-	59	TY ODETT
1	School in 5th Class Municipality	122089	Bongawisan Elementary School	Region VIII	Southern Leyte	1	1,132,179.66	5	1,132,179.66	-	-	77	TY ODETT
1	School in 5th Class Municipality	122090	Bongbong Elementary School	Region VIII	Southern Leyte	1	4,295,685.86	9	4,295,685.86	-	-	73	TY ODETT
1	School in 5th Class Municipality	122232	Buena Vista Elementary School	Region VIII	Southern Leyte	1	2,348,913.86	5	2,348,913.86	-	-	41	TY ODETT
1	School in 5th Class Municipality	122068	Bughio Elementary School	Region VIII	Southern Leyte	1	2,294,885.67	5	2,294,885.67	-	-	85	TY ODETT
1	School in 5th Class Municipality	122233	Bulawan Primary School	Region VIII	Southern Leyte	1	1,237,792.93	2	1,237,792.93	-	-	71	TY ODETT
1	School in 5th Class Municipality	122218	Bunga Elementary Multi-Grade School	Region VIII	Southern Leyte	1	1,244,123.59	3	1,244,123.59	-	-	174	TY ODETT
1	School in 5th Class Municipality	122309	Cabasaran Elementary School	Region VIII	Southern Leyte	1	855,860.48	3	855,860.48	-	-	80	TY ODETT
1	School in 5th Class Municipality	122069	Cabulsan Multi-Grade Elem.School	Region VIII	Southern Leyte	1	1,382,246.04	3	1,382,246.04	-	-	58	TY ODETT
1	School in 5th Class Municipality	192018	Camang Elementary School	Region VIII	Southern Leyte	1	1,761,262.14	3	1,761,262.14	-	-	60	TY ODETT
1	School in 5th Class Municipality	122310	Camansi Elementary School	Region VIII	Southern Leyte	1	2,152,546.44	4	2,152,546.44	-	-	96	TY ODETT
1	School in 5th Class Municipality	122311	Cambite Elementary School	Region VIII	Southern Leyte	1	9,507,927.41	17	9,507,927.41	-	-	52	TY ODETT
1	School in 5th Class Municipality	192002	Cantulang Elementary School	Region VIII	Southern Leyte	3	1,414,490.89	3	1,414,490.89	-	-	230	TY ODETT
1	School in 5th Class Municipality	122313	Carnaga Elementary School	Region VIII	Southern Leyte	1	1,152,051.66	3	1,152,051.66	-	-	83	TY ODETT
1	School in 5th Class Municipality	192019	Calawan Elementary School	Region VIII	Southern Leyte	1	2,648,711.16	5	2,648,711.16	-	-	20	TY ODETT
1	School in 5th Class Municipality	192031	Cat-twing MG Elem School	Region VIII	Southern Leyte	1	864,368.02	2	864,368.02	-	-	121	TY ODETT
1	School in 5th Class Municipality	122314	Cawayan Elementary School	Region VIII	Southern Leyte	1	3,537,667.34	6	3,537,667.34	-	-	95	TY ODETT
1	School in 5th Class Municipality	122234	Cogon Elementary School	Region VIII	Southern Leyte	1	2,139,167.58	5	2,139,167.58	-	-	40	TY ODETT
1	School in 5th Class Municipality	192020	Dan-an Elementary School	Region VIII	Southern Leyte	1	2,270,650.72	4	2,270,650.72	-	-	21	TY ODETT
1	School in 5th Class Municipality	122249	Dayanog Elementary School	Region VIII	Southern Leyte	1	2,182,191.11	5	2,182,191.11	-	-	94	TY ODETT
1	School in 5th Class Municipality	122219	Dinatugan Elementary School	Region VIII	Southern Leyte	1	3,457,761.07	7	3,457,761.07	-	-	38	TY ODETT
1	School in 5th Class Municipality	303453	Don Agustin F. Escario NHS	Region VIII	Southern Leyte	1	5,344,925.02	23	5,344,925.02	-	-	53	TY ODETT
1	School in 5th Class Municipality	122235	Esperanza Elementary School	Region VIII	Southern Leyte	1	6,791,682.49	16	6,791,682.49	-	-	54	TY ODETT
1	School in 5th Class Municipality	303455	Esperanza National High School	Region VIII	Southern Leyte	1	5,174,346.47	15	5,174,346.47	-	-	143	TY ODETT
1	School in 5th Class Municipality	122078	Gakat Elementary School	Region VIII	Southern Leyte	1	7,962,253.27	15	7,962,253.27	-	-	28	TY ODETT
1	School in 5th Class Municipality	122250	Garsawic Elementary School	Region VIII	Southern Leyte	1	2,229,052.52	4	2,229,052.52	-	-	47	TY ODETT
1	School in 5th Class Municipality	122098	Habay Elementary School	Region VIII	Southern Leyte	1	6,337,527.54	-	-	2	6,337,527.54	290	TY ODETT
1	School in 5th Class Municipality	122315	Hinaglican Elementary School	Region VIII	Southern Leyte	1	1,066,415.66	5	1,066,415.66	-	-	227	TY ODETT
1	School in 5th Class Municipality	122316	Hinaglican Elementary School	Region VIII	Southern Leyte	1	1,429,190.50	6	1,429,190.50	-	-	84	TY ODETT
1	School in 5th Class Municipality	122071	Hinundayan Central School	Region VIII	Southern Leyte	1	18,637,432.37	22	18,637,432.37	4	9,905,392.58	33	TY ODETT
1	School in 5th Class Municipality	122072	Hubasan Elementary School	Region VIII	Southern Leyte	1	1,713,905.64	4	1,713,905.64	-	-	86	TY ODETT
1	School in 5th Class Municipality	122220	Laca Elementary School	Region VIII	Southern Leyte	1	4,989,480.70	9	4,989,480.70	-	-	187	TY ODETT
1	School in 5th Class Municipality	192011	Lewing Multi Grade Elementary School	Region VIII	Southern Leyte	1	2,312,209.79	6	2,312,209.79	-	-	171	TY ODETT
1	School in 5th Class Municipality	122080	Libagon Central School	Region VIII	Southern Leyte	1	11,525,925.34	25	11,525,925.34	-	-	31	TY ODETT
1	School in 5th Class Municipality	313411	Libagon National High School	Region VIII	Southern Leyte	1	6,774,523.12	12	6,774,523.12	-	-	63	TY ODETT
1	School in 5th Class Municipality	122073	Lungsodaaan Elementary School	Region VIII	Southern Leyte	1	15,598,726.82	15	15,598,726.82	4	9,903,682.07	61	TY ODETT
1	School in 5th Class Municipality	122222	Lungsodaaan Elementary School	Region VIII	Southern Leyte	1	5,433,628.21	11	5,433,628.21	-	-	72	TY ODETT
1	School in 5th Class Municipality	303466	Lungsodaaan National High School	Region VIII	Southern Leyte	1	8,305,487.54	26	8,305,487.54	-	-	88	TY ODETT
1	School in 5th Class Municipality	122318	Maanyag Elementary School	Region VIII	Southern Leyte	1	650,385.25	3	650,385.25	-	-	220	TY ODETT
1	School in 5th Class Municipality	122081	Magkasag Elementary School	Region VIII	Southern Leyte	1	2,214,911.15	4	2,214,911.15	-	-	39	TY ODETT
1	School in 5th Class Municipality	122074	Mahalo Elementary School	Region VIII	Southern Leyte	1	2,975,596.11	7	2,975,596.11	-	-	90	TY ODETT
1	School in 5th Class Municipality	122237	Manglit Elementary School	Region VIII	Southern Leyte	1	6,412,442.84	12	6,412,442.84	-	-	76	TY ODETT

FILTER	PRIORITY CRITERIA	BEIS School ID	School Name	Region	Division	WITH PROGRAM OF WORKS (Y=1, N=0)	TOTAL COST (PHP)	NUMBER OF CLASSROOMS FOR REPAIR	COST OF REPAIR (PHP)	NUMBER OF CLASSROOMS FOR NEW CONSTRUCTION	COST OF NEW CONSTRUCTION (PHP)	RANKING	REMARKS
1	School in 5th Class Municipality	192017	Maggap Elementary School	Region VIII	Southern Leyte	1	1,881,357.63	6	1,881,357.63	-	-	258	TY ODETE
1	School in 5th Class Municipality	122104	Marayag Elementary School	Region VIII	Southern Leyte	1	3,857,342.00	5	3,857,342.00	-	-	46	TY ODETE
1	School in 5th Class Municipality	303470	Marayag National High School	Region VIII	Southern Leyte	1	6,965,170.92	14	6,965,170.92	-	-	45	TY ODETE
1	School in 5th Class Municipality	122319	Maslog Elementary School	Region VIII	Southern Leyte	1	3,286,617.86	8	3,286,617.86	-	-	79	TY ODETE
1	School in 5th Class Municipality	122082	Mayuga Elementary School	Region VIII	Southern Leyte	1	4,926,459.72	9	4,926,459.72	-	-	42	TY ODETE
1	School in 5th Class Municipality	122083	Mahulid Elementary School	Region VIII	Southern Leyte	1	7,444,228.88	14	7,444,228.88	-	-	18	TY ODETE
1	School in 5th Class Municipality	122106	Napaniao Elementary School	Region VIII	Southern Leyte	1	1,803,501.57	4	1,803,501.57	-	-	74	TY ODETE
1	School in 5th Class Municipality	192008	Navalita MG Elementary School	Region VIII	Southern Leyte	1	1,362,968.51	3	1,362,968.51	-	-	217	TY ODETE
1	School in 5th Class Municipality	122238	Nueva Estrella Elementary School	Region VIII	Southern Leyte	1	5,122,959.09	10	5,122,959.09	-	-	55	TY ODETE
1	School in 5th Class Municipality	122084	Olikon Elementary School	Region VIII	Southern Leyte	1	6,030,735.72	11	6,030,735.72	-	-	17	TY ODETE
1	School in 5th Class Municipality	122224	Padre Burgos Central School	Region VIII	Southern Leyte	1	17,629,020.82	36	17,629,020.82	-	-	32	TY ODETE
1	School in 5th Class Municipality	302079	Padre Burgos National Technical Vocational High School	Region VIII	Southern Leyte	1	2,997,869.89	11	2,997,869.89	-	-	23	TY ODETE
1	School in 5th Class Municipality	122108	Pinamudlan Elementary School	Region VIII	Southern Leyte	1	5,366,749.10	10	5,366,749.10	-	-	25	TY ODETE
1	School in 5th Class Municipality	303476	Pintuyan National High School	Region VIII	Southern Leyte	1	8,887,889.83	23	8,887,889.83	-	-	66	TY ODETE
1	School in 5th Class Municipality	303477	Pintuyan National Vocational High School	Region VIII	Southern Leyte	1	29,547,625.63	84	29,547,625.63	-	-	51	TY ODETE
1	School in 5th Class Municipality	122440	Pinul-an Elementary School	Region VIII	Southern Leyte	1	8,118,720.01	15	8,118,720.01	-	-	10	TY ODETE
1	School in 5th Class Municipality	303478	Pinul-an National High School	Region VIII	Southern Leyte	1	8,645,501.17	16	8,645,501.17	-	-	11	TY ODETE
1	School in 5th Class Municipality	122251	Pong-oy Elementary School	Region VIII	Southern Leyte	1	3,665,315.09	8	3,665,315.09	-	-	197	TY ODETE
1	School in 5th Class Municipality	122241	Purod Primary School	Region VIII	Southern Leyte	1	850,258.07	2	850,258.07	-	-	69	TY ODETE
1	School in 5th Class Municipality	303472	Rito Montje de Ramos Sr. MHS (Nahaong NHS)	Region VIII	Southern Leyte	1	14,106,224.47	29	14,106,224.47	-	-	64	TY ODETE
1	School in 5th Class Municipality	122320	Rizal Elementary School	Region VIII	Southern Leyte	1	4,482,893.53	9	4,482,893.53	-	-	87	TY ODETE
1	School in 5th Class Municipality	303479	RIZAL NATIONAL HIGH SCHOOL	Region VIII	Southern Leyte	1	2,547,875.82	10	2,547,875.82	-	-	92	TY ODETE
1	School in 5th Class Municipality	122077	Segbok Elementary School	Region VIII	Southern Leyte	1	3,720,083.55	9	3,720,083.55	-	-	215	TY ODETE
1	School in 5th Class Municipality	192007	San Antonio Elementary School	Region VIII	Southern Leyte	1	1,995,626.32	8	1,995,626.32	-	-	226	TY ODETE
1	School in 5th Class Municipality	122111	San Francisco Central School	Region VIII	Southern Leyte	1	16,885,723.34	13	16,885,723.34	-	-	30	TY ODETE
1	School in 5th Class Municipality	122321	San Isidro Elementary School	Region VIII	Southern Leyte	1	14,792,225.98	10	14,792,225.98	4	9,936,994.30	56	TY ODETE
1	School in 5th Class Municipality	122252	San Juan Central Elementary School with SPED CENTER	Region VIII	Southern Leyte	1	14,172,687.09	34	14,172,687.09	4	9,994,701.47	35	TY ODETE
1	School in 5th Class Municipality	122252	San Juan Central Elementary School with SPED CENTER	Region VIII	Southern Leyte	1	8,894,453.96	6	8,894,453.96	-	-	35	TY ODETE
1	School in 5th Class Municipality	122227	San Juan Elementary School	Region VIII	Southern Leyte	1	3,235,547.24	9	3,235,547.24	-	-	50	TY ODETE
1	School in 5th Class Municipality	303481	San Juan NHS	Region VIII	Southern Leyte	1	14,852,302.46	43	14,852,302.46	-	-	75	TY ODETE
1	School in 5th Class Municipality	303483	San Ricardo National High School	Region VIII	Southern Leyte	1	14,609,156.80	25	14,609,156.80	2	6,474,565.67	9	TY ODETE
1	School in 5th Class Municipality	122228	Santo Rosario Elementary School	Region VIII	Southern Leyte	1	10,795,467.28	19	10,795,467.28	-	-	26	TY ODETE
1	School in 5th Class Municipality	122253	Somoje Elementary School	Region VIII	Southern Leyte	1	1,875,126.58	4	1,875,126.58	-	-	65	TY ODETE
1	School in 5th Class Municipality	122245	Son-Ok Elementary School	Region VIII	Southern Leyte	1	5,899,727.64	14	5,899,727.64	-	-	68	TY ODETE
1	School in 5th Class Municipality	122254	Sta. Filomena Elementary School	Region VIII	Southern Leyte	1	1,765,724.55	4	1,765,724.55	-	-	43	TY ODETE
1	School in 5th Class Municipality	303489	Sta. Paz National High School	Region VIII	Southern Leyte	1	11,292,043.24	34	11,292,043.24	-	-	27	TY ODETE
1	School in 5th Class Municipality	122255	Sua Elementary School	Region VIII	Southern Leyte	1	2,025,172.35	4	2,025,172.35	-	-	70	TY ODETE
1	School in 5th Class Municipality	122115	Sudmon Elementary School	Region VIII	Southern Leyte	1	942,714.06	5	942,714.06	-	-	78	TY ODETE
1	School in 5th Class Municipality	122229	Tangkaan Elementary School	Region VIII	Southern Leyte	1	2,841,252.51	8	2,841,252.51	-	-	231	TY ODETE
1	School in 5th Class Municipality	122085	Tigbao Elementary School	Region VIII	Southern Leyte	1	4,081,263.22	7	4,081,263.22	-	-	49	TY ODETE
1	School in 5th Class Municipality	122256	Timba Elementary School	Region VIII	Southern Leyte	1	3,030,499.35	7	3,030,499.35	-	-	48	TY ODETE
1	School in 5th Class Municipality	122322	Tinago Elementary School	Region VIII	Southern Leyte	1	2,374,934.65	9	2,374,934.65	-	-	91	TY ODETE
1	School in 5th Class Municipality	122323	Tomas Oppus Central School	Region VIII	Southern Leyte	1	11,267,143.87	23	11,267,143.87	-	-	22	TY ODETE
1	School in 5th Class Municipality	122117	Turo Elementary School	Region VIII	Southern Leyte	1	3,404,208.88	6	3,404,208.88	-	-	16	TY ODETE
2	School in 6th Class Municipality	122230	Triana Elementary School	Region VIII	Southern Leyte	1	13,754,290.80	11	13,754,290.80	2	6,661,970.16	6	TY ODETE
2	School in 6th Class Municipality	122230	Triana Elementary School	Region VIII	Southern Leyte	1	10,428,257.22	5	10,428,257.22	-	-	6	TY ODETE
4	Central School	122210	Malibog Central School	Region VIII	Southern Leyte	1	11,495,051.46	11	11,495,051.46	-	-	7	TY ODETE
4	Central School	122210	Malibog Central School	Region VIII	Southern Leyte	1	18,891,179.44	36	18,891,179.44	-	-	7	TY ODETE
5	Others	121116	Balao Elementary School	Region VIII	Baybay City	1	2,861,614.89	4	2,861,614.89	-	-	2	TY ODETE
5	Others	121082	Geas Elementary School	Region VIII	Baybay City	1	1,887,436.49	3	1,887,436.49	-	-	9	TY ODETE
5	Others	121059	Malhi Elementary School	Region VIII	Baybay City	1	1,711,386.57	3	1,711,386.57	-	-	10	TY ODETE
5	Others	121059	Anahawan Elementary School	Region VIII	Baybay City	1	762,939.22	2	762,939.22	-	-	32	TY ODETE
5	Others	121675	Anibongan Elementary School	Region VIII	Leyte	1	2,078,111.89	4	2,078,111.89	-	-	15	TY ODETE

FILTER	PRIORITY CRITERIA	BEIS School ID	School Name	Region	Division	WITH PROGRAM OF WORKS (Y=1, N=0)	TOTAL COST (PHP)	NUMBER OF CLASSROOMS FOR REPAIR	COST OF REPAIR (PHP)	NUMBER OF CLASSROOMS FOR NEW CONSTRUCTION	COST OF NEW CONSTRUCTION (PHP)	RANKING	REMARKS
5 Others		303346	Bato National High School	Region VIII	Leyte	1	3,939,213.03	10	3,939,213.03	-	-	34	TY ODETTTE
5 Others		121062	Buli Elementary School	Region VIII	Leyte	1	750,229.69	2	750,229.69	-	-	48	TY ODETTTE
5 Others		313320	Buli National High School	Region VIII	Leyte	1	2,932,824.01	7	2,932,824.01	-	-	36	TY ODETTTE
5 Others		121064	Dolho Elementary School	Region VIII	Leyte	1	2,676,659.40	5	2,676,659.40	-	-	51	TY ODETTTE
5 Others		303374	Hilongos National Vocational School	Region VIII	Leyte	1	2,768,410.56	39	2,768,410.56	-	-	24	TY ODETTTE
5 Others		121677	Hipo Elementary School	Region VIII	Leyte	1	1,054,680.33	3	1,054,680.33	-	-	18	TY ODETTTE
5 Others		121692	Hitoog Elementary School	Region VIII	Leyte	1	1,063,561.12	3	1,063,561.12	-	-	17	TY ODETTTE
5 Others		121066	Imelda Elementary School	Region VIII	Leyte	1	2,324,126.32	4	2,324,126.32	-	-	16	TY ODETTTE
5 Others		121076	Tagaway Elementary School	Region VIII	Leyte	1	1,532,519.37	5	1,532,519.37	-	-	59	TY ODETTTE
5 Others		121077	Talisayan Primary School	Region VIII	Leyte	1	797,802.75	2	797,802.75	-	-	27	TY ODETTTE
5 Others		121684	Tigbae Elementary School	Region VIII	Leyte	1	1,492,117.29	4	1,492,117.29	-	-	26	TY ODETTTE
5 Others		303443	Waterloo National High School	Region VIII	Leyte	1	2,451,260.02	5	2,451,260.02	-	-	61	TY ODETTTE
5 Others		500399	Asuncion Integrated School	Region VIII	Maasin City	1	13,194,020.75	28	13,194,020.75	-	-	26	TY ODETTTE
5 Others		122118	Bactul I MGS	Region VIII	Maasin City	1	1,490,186.12	5	1,490,186.12	-	-	27	TY ODETTTE
5 Others		122120	Badliang ES	Region VIII	Maasin City	1	3,792,661.72	1	3,792,661.72	-	-	12	TY ODETTTE
5 Others		122149	Baglican MGS	Region VIII	Maasin City	1	1,184,602.08	3	1,184,602.08	-	-	28	TY ODETTTE
5 Others		122151	Bato I ES	Region VIII	Maasin City	1	10,507,992.00	5	2,862,069.74	3	7,625,922.26	29	TY ODETTTE
5 Others		122152	Bato II MGS	Region VIII	Maasin City	1	2,211,130.92	5	2,211,130.92	-	-	30	TY ODETTTE
5 Others		500400	Batuán Integrated School	Region VIII	Maasin City	1	2,032,050.49	3	2,032,050.49	-	-	4	TY ODETTTE
5 Others		122122	Baugo ES	Region VIII	Maasin City	1	2,681,182.25	7	2,681,182.25	-	-	31	TY ODETTTE
5 Others		303445	Baugo National High School	Region VIII	Maasin City	1	2,360,869.05	4	2,360,869.05	-	-	17	TY ODETTTE
5 Others		122123	Billibol ES	Region VIII	Maasin City	1	3,792,661.72	8	3,792,661.72	-	-	32	TY ODETTTE
5 Others		122154	Cabadiangan MGS	Region VIII	Maasin City	1	1,768,495.69	4	1,768,495.69	-	-	13	TY ODETTTE
5 Others		122124	Cabulhan ES	Region VIII	Maasin City	1	3,267,751.97	7	3,267,751.97	-	-	6	TY ODETTTE
5 Others		122155	Cagnitcan MGS	Region VIII	Maasin City	1	2,448,743.03	4	2,448,743.03	-	-	7	TY ODETTTE
5 Others		122126	Cansirong ES	Region VIII	Maasin City	1	2,361,230.61	5	2,361,230.61	-	-	33	TY ODETTTE
5 Others		501052	Canyuom Integrated School	Region VIII	Maasin City	1	7,630,988.35	-	-	3	7,630,988.35	34	TY ODETTTE
5 Others		122157	Dongon Elementary School	Region VIII	Maasin City	1	13,346,937.62	3	1,516,032.01	4	11,832,905.61	35	TY ODETTTE
5 Others		122157	Dongon Elementary School	Region VIII	Maasin City	1	8,425,274.90	5	8,425,274.90	-	-	36	TY ODETTTE
5 Others		303454	Dongon National High School	Region VIII	Maasin City	1	6,794,600.81	15	6,794,600.81	-	-	37	TY ODETTTE
5 Others		122128	Gawisan MGS	Region VIII	Maasin City	1	2,149,710.64	2	2,149,710.64	-	-	38	TY ODETTTE
5 Others		122129	Guadalupe Elementary School	Region VIII	Maasin City	1	8,450,932.85	4	2,196,120.71	2	6,254,812.14	16	TY ODETTTE
5 Others		303457	Guadalupe National High School	Region VIII	Maasin City	1	5,662,661.87	9	5,662,661.87	-	-	39	TY ODETTTE
5 Others		122158	Hanginan ES	Region VIII	Maasin City	1	677,991.08	2	677,991.08	-	-	40	TY ODETTTE
5 Others		122130	Hantag MGS	Region VIII	Maasin City	1	697,626.94	2	697,626.94	-	-	9	TY ODETTTE
5 Others		122159	Hinapu Daku ES	Region VIII	Maasin City	1	10,075,791.17	7	3,939,161.66	2	6,136,629.51	41	TY ODETTTE
5 Others		323104	Hinapu Daku National High School	Region VIII	Maasin City	1	1,311,394.62	4	1,311,394.62	-	-	42	TY ODETTTE
5 Others		122160	Hinapu Gamay ES	Region VIII	Maasin City	1	134,996.39	3	134,996.39	-	-	43	TY ODETTTE
5 Others		122161	Ibarra ES	Region VIII	Maasin City	1	6,059,362.40	10	6,059,362.40	-	-	44	TY ODETTTE
5 Others		323101	Ibarra National High School	Region VIII	Maasin City	1	4,233,760.89	13	4,233,760.89	-	-	45	TY ODETTTE
5 Others		122163	Laboon ES	Region VIII	Maasin City	1	3,534,278.88	8	3,534,278.88	-	-	46	TY ODETTTE
5 Others		122132	Libhu ES	Region VIII	Maasin City	1	3,174,906.05	7	3,174,906.05	-	-	21	TY ODETTTE
5 Others		303464	Libhu National High School	Region VIII	Maasin City	1	11,454,406.21	23	11,454,406.21	-	-	47	TY ODETTTE
5 Others		122133	Lib-og ES	Region VIII	Maasin City	1	1,060,356.62	5	1,060,356.62	-	-	48	TY ODETTTE
5 Others		122134	Lunas ES	Region VIII	Maasin City	1	10,220,281.82	7	4,063,652.31	2	6,136,629.51	49	TY ODETTTE
5 Others		323103	Lunas National High School	Region VIII	Maasin City	1	1,209,659.06	3	1,209,659.06	-	-	50	TY ODETTTE
5 Others		313401	Maasin City National High School	Region VIII	Maasin City	1	2,977,221.22	28	2,977,221.22	-	-	8	TY ODETTTE
5 Others		238003	Maasin City SPED Center	Region VIII	Maasin City	1	5,279,946.13	14	5,279,946.13	-	-	52	TY ODETTTE
5 Others		303467	Maasin Vocational High School	Region VIII	Maasin City	1	2,668,548.92	6	2,668,548.92	-	-	53	TY ODETTTE
5 Others		122136	Mahayhay ES	Region VIII	Maasin City	1	3,986,617.72	7	3,986,617.72	-	-	54	TY ODETTTE
5 Others		122138	Malapoc Sur MGS	Region VIII	Maasin City	1	4,356,549.78	7	4,356,549.78	-	-	55	TY ODETTTE
5 Others		303468	Malapoc Sur National High School	Region VIII	Maasin City	1	2,193,893.86	4	2,193,893.86	-	-	5	TY ODETTTE
5 Others		122139	Manhilo ES	Region VIII	Maasin City	1	13,109,379.04	12	6,980,566.90	2	6,128,812.14	15	TY ODETTTE

FILTER	PRIORITY CRITERIA	BES School ID	School Name	Region	Division	WITH PROGRAM OF WORKS (N=1, N=0)	TOTAL COST (PHP)	NUMBER OF CLASSROOMS FOR REPAIR	COST OF REPAIR (PHP)	NUMBER OF CLASSROOMS FOR NEW CONSTRUCTION	COST OF NEW CONSTRUCTION (PHP)	RANKING	REMARKS
5 Others		303469	Manhilo National High School	Region VIII	Maasin City	1	11,536,771.14	24	11,536,771.14	-	-	56	TY ODETE
5 Others		501050	Maria Clara Integrated School	Region VIII	Maasin City	1	3,982,602.51	7	3,982,602.51	-	-	14	TY ODETE
5 Others		323106	Matin-aw National High School	Region VIII	Maasin City	1	1,417,609.31	14	1,417,609.31	-	-	57	TY ODETE
5 Others		122167	Nati MGS	Region VIII	Maasin City	1	1,974,670.87	5	1,974,670.87	-	-	3	TY ODETE
5 Others		122168	Nonok Norte ES	Region VIII	Maasin City	1	4,818,282.51	8	4,818,282.51	-	-	2	TY ODETE
5 Others		303474	Nonok Norte National High School	Region VIII	Maasin City	1	5,120,371.01	9	5,120,371.01	-	-	58	TY ODETE
5 Others		122169	Nonok Sur ES	Region VIII	Maasin City	1	1,667,540.57	3	1,667,540.57	-	-	20	TY ODETE
5 Others		501051	Panan-awan Integrated School	Region VIII	Maasin City	1	3,501,169.13	6	3,501,169.13	-	-	59	TY ODETE
5 Others		122170	Pansaan MGS	Region VIII	Maasin City	1	7,263,994.20	2	1,127,364.69	2	6,136,629.51	60	TY ODETE
5 Others		122171	Phraosohan MGS	Region VIII	Maasin City	1	2,260,602.54	4	2,260,602.54	-	-	61	TY ODETE
5 Others		122142	REYMS ES	Region VIII	Maasin City	1	8,230,806.81	15	8,230,806.81	-	-	62	TY ODETE
5 Others		122143	Rizal MGS	Region VIII	Maasin City	1	463,394.73	1	463,394.73	-	-	63	TY ODETE
5 Others		122172	San Agustin MGS	Region VIII	Maasin City	1	6,136,629.51	-	-	2	6,136,629.51	11	TY ODETE
5 Others		122173	San Jose ES	Region VIII	Maasin City	1	3,541,326.54	6	3,541,326.54	-	-	19	TY ODETE
5 Others		122175	Sta. Cruz ES	Region VIII	Maasin City	1	191,065.06	1	191,065.06	-	-	64	TY ODETE
5 Others		238002	Sta. Rosa Multigrade School	Region VIII	Maasin City	1	1,216,589.51	2	1,216,589.51	-	-	65	TY ODETE
5 Others		344761	Stand Alone SHS within San Rafael ES	Region VIII	Maasin City	1	4,676,101.71	12	4,676,101.71	-	-	66	TY ODETE
5 Others		122146	Tam-Is ES	Region VIII	Maasin City	1	650,387.13	1	650,387.13	-	-	67	TY ODETE
5 Others		122147	Tawid ES	Region VIII	Maasin City	1	3,161,474.96	5	3,161,474.96	-	-	68	TY ODETE
5 Others		313402	Tigtawan Integrated School	Region VIII	Maasin City	1	3,015,938.24	5	3,015,938.24	-	-	69	TY ODETE
5 Others		122176	Tigtawan IS	Region VIII	Maasin City	1	6,397,627.17	12	6,397,627.17	-	-	70	TY ODETE
5 Others		122177	Tomas Oppus Pilot School (TOPS)	Region VIII	Maasin City	1	11,285,112.07	20	11,285,112.07	-	-	71	TY ODETE
5 Others		122177	Tomas Oppus Pilot School (TOPS)	Region VIII	Maasin City	1	10,167,293.88	6	10,167,293.88	-	-	72	TY ODETE
5 Others		124148	Can-adieng Elementary School	Region VIII	Ormoc City	1	2,121,539.50	3	2,121,539.50	-	-	2	TY ODETE
5 Others		124190	San Jose Elementary School	Region VIII	Ormoc City	1	3,601,994.70	4	3,601,994.70	-	-	3	TY ODETE
5 Others		122199	Albugo Elementary School	Region VIII	Southern Leyte	1	19,046,452.60	63	19,046,452.60	-	-	229	TY ODETE
5 Others		122178	Aginaldo Elementary Multi-grade School	Region VIII	Southern Leyte	1	1,303,998.29	3	1,303,998.29	-	-	129	TY ODETE
5 Others		122086	Amaga Elementary School	Region VIII	Southern Leyte	1	2,127,068.40	5	2,127,068.40	-	-	176	TY ODETE
5 Others		122023	Ambacon Elementary School	Region VIII	Southern Leyte	1	3,833,841.77	6	3,833,841.77	-	-	117	TY ODETE
5 Others		122179	Amparo Elementary School	Region VIII	Southern Leyte	1	5,678,193.45	10	5,678,193.45	-	-	134	TY ODETE
5 Others		122087	Anilao Elementary School	Region VIII	Southern Leyte	1	5,749,438.20	10	5,749,438.20	-	-	210	TY ODETE
5 Others		122180	Asuncion Multigrade Elementary School	Region VIII	Southern Leyte	1	1,660,320.65	3	1,660,320.65	-	-	109	TY ODETE
5 Others		122200	Aurora Elementary School	Region VIII	Southern Leyte	1	6,272,743.19	-	-	2	6,272,743.19	298	TY ODETE
5 Others		122052	Awayan Elementary School	Region VIII	Southern Leyte	1	4,887,220.13	12	4,887,220.13	-	-	136	TY ODETE
5 Others		122283	Aythag ES	Region VIII	Southern Leyte	1	1,504,061.26	9	1,504,061.26	-	-	218	TY ODETE
5 Others		122181	Bagong Silang Multi Grade School	Region VIII	Southern Leyte	1	1,273,220.85	3	1,273,220.85	-	-	144	TY ODETE
5 Others		122088	Bahay Elementary School	Region VIII	Southern Leyte	1	1,345,441.79	4	1,345,441.79	-	-	232	TY ODETE
5 Others		122053	BALAGAWAN ELEMENTARY SCHOOL	Region VIII	Southern Leyte	1	2,313,784.72	5	2,313,784.72	-	-	170	TY ODETE
5 Others		192014	Bantawan MG ES	Region VIII	Southern Leyte	1	663,407.63	2	663,407.63	-	-	249	TY ODETE
5 Others		121984	Baigo Multi Grade Elementary School	Region VIII	Southern Leyte	1	1,602,345.37	3	1,602,345.37	-	-	261	TY ODETE
5 Others		122201	Benit Elementary School	Region VIII	Southern Leyte	1	1,227,664.96	3	1,227,664.96	-	-	271	TY ODETE
5 Others		122257	Benit Primary School	Region VIII	Southern Leyte	1	1,486,040.94	2	1,486,040.94	-	-	135	TY ODETE
5 Others		501531	Beniton Integrated School	Region VIII	Southern Leyte	1	329,099.59	2	329,099.59	-	-	260	TY ODETE
5 Others		122284	Bolobolod Elementary School	Region VIII	Southern Leyte	1	2,499,667.64	6	2,499,667.64	-	-	115	TY ODETE
5 Others		122258	Biac Elementary School	Region VIII	Southern Leyte	1	551,123.06	1	551,123.06	-	-	132	TY ODETE
5 Others		122182	Bus-Canusay Elementary School	Region VIII	Southern Leyte	1	1,963,962.82	5	1,963,962.82	-	-	145	TY ODETE
5 Others		122259	Cabactaran PS	Region VIII	Southern Leyte	1	709,002.99	1	709,002.99	-	-	266	TY ODETE
5 Others		122202	Cadaruhan Elementary School	Region VIII	Southern Leyte	1	2,680,147.30	6	2,680,147.30	-	-	253	TY ODETE
5 Others		122091	Cagbungalon Elementary School	Region VIII	Southern Leyte	1	3,768,978.60	6	3,768,978.60	-	-	139	TY ODETE
5 Others		122092	Callan Elementary School	Region VIII	Southern Leyte	1	10,699,794.57	20	10,699,794.57	-	-	138	TY ODETE
5 Others		122093	Calligangan Elementary School	Region VIII	Southern Leyte	1	5,453,960.98	12	5,453,960.98	-	-	99	TY ODETE
5 Others		122027	Callinao Elementary School	Region VIII	Southern Leyte	1	1,823,613.71	4	1,823,613.71	-	-	235	TY ODETE
5 Others		122203	Cambalhin Elementary School	Region VIII	Southern Leyte	1	844,200.26	2	844,200.26	-	-	252	TY ODETE

FILTER	PRIORITY CRITERIA	BEIS School ID	School Name	Region	Division	WITH PROGRAM OF WORKS (N=1, N=0)	TOTAL COST (PHP)	NUMBER OF CLASSROOMS FOR REPAIR	COST OF REPAIR (PHP)	NUMBER OF CLASSROOMS FOR NEW CONSTRUCTION	COST OF NEW CONSTRUCTION (PHP)	RANKING	REMARKS
5 Others		122183	Cambaro Elementary School	Region VIII	Southern Leyte	1	1,254,410.94	3	1,254,410.94	-	-	159	TY ODETTTE
5 Others		192009	Candayanman Elementary School	Region VIII	Southern Leyte	1	1,235,894.51	2	1,235,894.51	-	-	186	TY ODETTTE
5 Others		122028	Canipaon Elementary School	Region VIII	Southern Leyte	1	590,073.34	1	590,073.34	-	-	254	TY ODETTTE
5 Others		303446	Canipaon NHS	Region VIII	Southern Leyte	1	16,481,541.76	28	16,481,541.76	-	-	157	TY ODETTTE
5 Others		122204	Cantamnac Elementary School	Region VIII	Southern Leyte	1	820,618.54	2	820,618.54	-	-	164	TY ODETTTE
5 Others		122205	Carazatan Elementary School	Region VIII	Southern Leyte	1	858,127.18	2	858,127.18	-	-	251	TY ODETTTE
5 Others		122285	Caraga MG ES	Region VIII	Southern Leyte	1	2,274,109.03	5	2,274,109.03	-	-	250	TY ODETTTE
5 Others		192004	Casao MG Elementary School	Region VIII	Southern Leyte	1	895,651.43	4	895,651.43	-	-	199	TY ODETTTE
5 Others		121999	Calmon Elementary School	Region VIII	Southern Leyte	1	2,207,329.83	7	2,207,329.83	-	-	209	TY ODETTTE
5 Others		192028	Calmon Elementary School	Region VIII	Southern Leyte	1	828,479.34	2	828,479.34	-	-	191	TY ODETTTE
5 Others		501383	Calmon Integrated School	Region VIII	Southern Leyte	1	2,613,435.60	5	2,613,435.60	-	-	107	TY ODETTTE
5 Others		122029	Catublan Elementary School	Region VIII	Southern Leyte	1	3,725,099.43	7	3,725,099.43	-	-	158	TY ODETTTE
5 Others		122000	Catuguan Multigrade Elementary School	Region VIII	Southern Leyte	1	2,085,596.52	4	2,085,596.52	-	-	153	TY ODETTTE
5 Others		122001	Cawayanan Elementary School	Region VIII	Southern Leyte	1	3,332,527.83	6	3,332,527.83	-	-	222	TY ODETTTE
5 Others		122206	Concepcion Elementary School	Region VIII	Southern Leyte	1	4,851,578.37	12	4,851,578.37	-	-	206	TY ODETTTE
5 Others		122260	Concepcion Elementary School	Region VIII	Southern Leyte	1	2,913,880.36	7	2,913,880.36	-	-	140	TY ODETTTE
5 Others		303448	Concepcion National High School	Region VIII	Southern Leyte	1	4,477,638.78	12	4,477,638.78	-	-	180	TY ODETTTE
5 Others		122261	Consolacion Elementary School	Region VIII	Southern Leyte	1	1,639,136.38	3	1,639,136.38	-	-	123	TY ODETTTE
5 Others		303449	Consolacion National High School	Region VIII	Southern Leyte	1	3,849,426.24	8	3,849,426.24	-	-	119	TY ODETTTE
5 Others		122262	Dagsa Multigrade Elem. School	Region VIII	Southern Leyte	1	1,925,336.07	3	1,925,336.07	-	-	167	TY ODETTTE
5 Others		122002	Divisoria Elementary School	Region VIII	Southern Leyte	1	6,542,089.52	15	6,542,089.52	-	-	155	TY ODETTTE
5 Others		303451	Divisoria NHS	Region VIII	Southern Leyte	1	5,566,693.20	13	5,566,693.20	-	-	154	TY ODETTTE
5 Others		122003	Esperanza Elementary School	Region VIII	Southern Leyte	1	1,922,787.08	5	1,922,787.08	-	-	148	TY ODETTTE
5 Others		122095	Eslela Elementary School	Region VIII	Southern Leyte	1	4,201,554.08	6	4,201,554.08	-	-	127	TY ODETTTE
5 Others		303456	Estela National High School	Region VIII	Southern Leyte	1	11,698,828.47	9	5,398,184.57	2	6,300,643.90	113	TY ODETTTE
5 Others		122096	Fatima Primary School	Region VIII	Southern Leyte	1	1,235,894.51	2	1,235,894.51	-	-	190	TY ODETTTE
5 Others		122184	Flordez Elementary School	Region VIII	Southern Leyte	1	1,352,248.47	3	1,352,248.47	-	-	160	TY ODETTTE
5 Others		122207	Guinabonan Elementary School	Region VIII	Southern Leyte	1	2,674,010.09	5	2,674,010.09	-	-	205	TY ODETTTE
5 Others		192005	Guinsangan MG Elementary School	Region VIII	Southern Leyte	1	891,061.76	3	891,061.76	-	-	198	TY ODETTTE
5 Others		122097	Guintoylan Elementary School	Region VIII	Southern Leyte	1	5,483,048.62	8	5,483,048.62	-	-	233	TY ODETTTE
5 Others		122004	Hibagwan Primary School	Region VIII	Southern Leyte	1	767,620.08	2	767,620.08	-	-	239	TY ODETTTE
5 Others		122005	Hilaan Elementary School	Region VIII	Southern Leyte	1	2,963,414.33	7	2,963,414.33	-	-	221	TY ODETTTE
5 Others		122099	Himayangan Elementary School	Region VIII	Southern Leyte	1	8,920,483.86	17	8,920,483.86	-	-	184	TY ODETTTE
5 Others		303459	Himay-angan NHS	Region VIII	Southern Leyte	1	10,826,348.92	24	10,826,348.92	-	-	98	TY ODETTTE
5 Others		122288	Himbangan ES	Region VIII	Southern Leyte	1	9,999,287.17	-	-	4	9,999,287.17	289	TY ODETTTE
5 Others		303460	Himbangan National High School	Region VIII	Southern Leyte	1	6,367,690.13	23	6,367,690.13	-	-	182	TY ODETTTE
5 Others		122289	Himos-onan Elementary School	Region VIII	Southern Leyte	1	1,371,966.37	2	1,371,966.37	-	-	162	TY ODETTTE
5 Others		122291	Hindag-an ES	Region VIII	Southern Leyte	1	2,107,591.91	6	2,107,591.91	-	-	103	TY ODETTTE
5 Others		303447	Hinunangan National High School	Region VIII	Southern Leyte	1	4,860,587.90	19	4,860,587.90	-	-	272	TY ODETTTE
5 Others		122185	Ichon Elementary School	Region VIII	Southern Leyte	1	9,031,974.50	21	9,031,974.50	-	-	124	TY ODETTTE
5 Others		303462	Ichon National High School	Region VIII	Southern Leyte	1	13,440,337.75	43	13,440,337.75	-	-	101	TY ODETTTE
5 Others		122100	Ilag Elementary School	Region VIII	Southern Leyte	1	8,363,986.54	4	2,092,168.85	2	6,271,817.69	104	TY ODETTTE
5 Others		133986	Juangon Elementary School	Region VIII	Southern Leyte	1	6,275,300.40	-	-	2	6,275,300.40	287	TY ODETTTE
5 Others		501047	Kahupitan Integrated School	Region VIII	Southern Leyte	1	5,738,831.06	10	5,738,831.06	-	-	236	TY ODETTTE
5 Others		122055	Kalipunan Elementary School	Region VIII	Southern Leyte	1	1,378,639.26	5	1,378,639.26	-	-	192	TY ODETTTE
5 Others		122208	Kauswagan Elementary School	Region VIII	Southern Leyte	1	1,294,169.16	3	1,294,169.16	-	-	204	TY ODETTTE
5 Others		122267	Kauswagan Elementary School	Region VIII	Southern Leyte	1	1,485,816.82	2	1,485,816.82	-	-	264	TY ODETTTE
5 Others		122209	Lambonao Elementary School	Region VIII	Southern Leyte	1	2,009,069.60	6	2,009,069.60	-	-	270	TY ODETTTE
5 Others		122187	Laray Elementary School	Region VIII	Southern Leyte	1	10,584,588.87	8	4,263,779.82	2	6,320,809.05	102	TY ODETTTE
5 Others		122035	Libas Elementary School	Region VIII	Southern Leyte	1	2,669,615.56	4	2,669,615.56	-	-	149	TY ODETTTE
5 Others		122268	Libas Elementary School	Region VIII	Southern Leyte	1	5,433,896.57	10	5,433,896.57	-	-	125	TY ODETTTE
5 Others		122282	Libas MG Elementary School	Region VIII	Southern Leyte	1	907,376.77	2	907,376.77	-	-	172	TY ODETTTE
5 Others		303463	Libas NATIONAL HIGH SCHOOL	Region VIII	Southern Leyte	1	6,189,627.29	12	6,189,627.29	-	-	156	TY ODETTTE

FILTER	PRIORITY CRITERIA	BEIS School ID	School Name	Region	Division	WITH PROGRAM OF WORKS (N=1, N=0)	TOTAL COST (PHP)	NUMBER OF CLASSROOMS FOR REPAIR	COST OF REPAIR (PHP)	NUMBER OF CLASSROOMS FOR NEW CONSTRUCTION	COST OF NEW CONSTRUCTION (PHP)	RANKING	REMARKS
5 Others		313409	Lilean National Technical Vocational High School	Region VIII	Southern Leyte	1	17,612,246.11	82	17,612,246.11	-	-	105	TY ODETE
5 Others		122293	Lipanto Elementary School	Region VIII	Southern Leyte	1	5,083,518.58	8	5,083,518.58	-	-	214	TY ODETE
5 Others		192027	Lum-an Multigrade School	Region VIII	Southern Leyte	1	1,485,816.82	2	1,485,816.82	-	-	201	TY ODETE
5 Others		122036	Lumbog Elementary School	Region VIII	Southern Leyte	1	1,735,948.02	4	1,735,948.02	-	-	212	TY ODETE
5 Others		192033	Mabicity Elementary School	Region VIII	Southern Leyte	1	702,865.83	1	702,865.83	-	-	200	TY ODETE
5 Others		122270	Mac Elementary School	Region VIII	Southern Leyte	1	2,468,016.07	4	2,468,016.07	-	-	110	TY ODETE
5 Others		122271	Magalas Elementary School	Region VIII	Southern Leyte	1	3,815,653.96	7	3,815,653.96	-	-	166	TY ODETE
5 Others		122102	Magapas Elementary School	Region VIII	Southern Leyte	1	10,540,283.81	8	4,226,562.26	2	6,313,721.55	108	TY ODETE
5 Others		192010	Magbagaay Elementary School	Region VIII	Southern Leyte	1	1,195,792.88	5	1,195,792.88	-	-	203	TY ODETE
5 Others		122295	Mahayag Elementary School	Region VIII	Southern Leyte	1	7,758,309.91	-	-	3	7,758,309.91	300	TY ODETE
5 Others		122296	Mahaybay Elementary School	Region VIII	Southern Leyte	1	2,332,583.47	3	2,332,583.47	-	-	178	TY ODETE
5 Others		192030	Mahika Elementary School	Region VIII	Southern Leyte	1	2,109,254.71	5	2,109,254.71	-	-	213	TY ODETE
5 Others		122297	Malinao MG Elementary School	Region VIII	Southern Leyte	1	1,223,457.38	5	1,223,457.38	-	-	114	TY ODETE
5 Others		122037	Manalag Elementary School	Region VIII	Southern Leyte	1	629,137.00	1	629,137.00	-	-	244	TY ODETE
5 Others		122211	Manangning Elementary School	Region VIII	Southern Leyte	1	1,293,816.85	3	1,293,816.85	-	-	269	TY ODETE
5 Others		122298	Maria Asuncion Elementary School	Region VIII	Southern Leyte	1	3,465,291.52	3	3,465,291.52	-	-	219	TY ODETE
5 Others		122105	Mariano Silot Memorial Elementary School	Region VIII	Southern Leyte	1	3,129,937.73	5	3,129,937.73	-	-	188	TY ODETE
5 Others		122013	Marylab MG Elementary School	Region VIII	Southern Leyte	1	991,210.90	3	991,210.90	-	-	152	TY ODETE
5 Others		122272	Milagrosa Elementary School	Region VIII	Southern Leyte	1	1,433,316.82	2	1,433,316.82	-	-	224	TY ODETE
5 Others		122040	Nava Elementary School	Region VIII	Southern Leyte	1	2,582,001.10	4	2,582,001.10	-	-	274	TY ODETE
5 Others		303473	Nava NHS	Region VIII	Southern Leyte	1	1,268,090.18	5	1,268,090.18	-	-	275	TY ODETE
5 Others		192023	New Guinsaugon Elementary School	Region VIII	Southern Leyte	1	3,847,914.71	6	3,847,914.71	-	-	117	TY ODETE
5 Others		313407	New Guinsaugon National High School	Region VIII	Southern Leyte	1	4,376,508.81	12	4,376,508.81	-	-	151	TY ODETE
5 Others		122299	Nueva Esperanza Elementary School	Region VIII	Southern Leyte	1	3,005,800.41	5	3,005,800.41	-	-	228	TY ODETE
5 Others		122273	Olisihan Elementary School	Region VIII	Southern Leyte	1	2,090,203.78	4	2,090,203.78	-	-	268	TY ODETE
5 Others		192012	Olisihan Primary School	Region VIII	Southern Leyte	1	846,891.54	2	846,891.54	-	-	263	TY ODETE
5 Others		122042	Otama Elementary School	Region VIII	Southern Leyte	1	8,209,067.05	3	1,911,905.86	2	6,297,161.19	128	TY ODETE
5 Others		122016	Paniglsian MG Elementary School	Region VIII	Southern Leyte	1	2,631,811.70	8	2,631,811.70	-	-	262	TY ODETE
5 Others		122274	Panchon Villa Elementary School	Region VIII	Southern Leyte	1	3,809,916.73	7	3,809,916.73	-	-	126	TY ODETE
5 Others		122275	Pandan-San Miguel Elementary School	Region VIII	Southern Leyte	1	3,541,333.82	7	3,541,333.82	-	-	267	TY ODETE
5 Others		122300	Pantian Elementary School	Region VIII	Southern Leyte	1	8,685,029.53	2	913,995.28	3	7,771,034.24	177	TY ODETE
5 Others		122044	Patong Elementary School	Region VIII	Southern Leyte	1	1,214,875.15	2	1,214,875.15	-	-	256	TY ODETE
5 Others		122045	Pondol Elementary School	Region VIII	Southern Leyte	1	3,192,818.05	5	3,192,818.05	-	-	234	TY ODETE
5 Others		122109	Pres. Quezon Elementary School	Region VIII	Southern Leyte	1	3,486,976.90	10	3,486,976.90	-	-	189	TY ODETE
5 Others		122110	Pres. Roxas Elementary School	Region VIII	Southern Leyte	1	2,273,941.95	5	2,273,941.95	-	-	106	TY ODETE
5 Others		122191	Rizal Elementary School	Region VIII	Southern Leyte	1	3,967,729.40	9	3,967,729.40	-	-	161	TY ODETE
5 Others		122276	Rizal Primary School	Region VIII	Southern Leyte	1	2,058,002.26	3	2,058,002.26	-	-	196	TY ODETE
5 Others		122057	Salvacion Elementary School	Region VIII	Southern Leyte	1	2,845,967.31	7	2,845,967.31	-	-	193	TY ODETE
5 Others		122192	Salvador Multi-Grade Elementary School	Region VIII	Southern Leyte	1	3,064,749.06	6	3,064,749.06	-	-	137	TY ODETE
5 Others		122018	Sampogon MG Elementary School	Region VIII	Southern Leyte	1	2,322,613.47	6	2,322,613.47	-	-	208	TY ODETE
5 Others		122112	San Isidro Elementary School	Region VIII	Southern Leyte	1	2,296,967.41	7	2,296,967.41	-	-	175	TY ODETE
5 Others		122193	San Isidro Elementary School	Region VIII	Southern Leyte	1	1,281,500.42	3	1,281,500.42	-	-	165	TY ODETE
5 Others		122277	San Isidro Elementary School	Region VIII	Southern Leyte	1	2,488,743.00	5	2,488,743.00	-	-	245	TY ODETE
5 Others		122301	San Isidro Elementary School	Region VIII	Southern Leyte	1	1,046,055.46	2	1,046,055.46	-	-	301	TY ODETE
5 Others		305494	San Isidro National High School	Region VIII	Southern Leyte	1	586,958.72	1	586,958.72	-	-	237	TY ODETE
5 Others		122194	San Joaquin Elementary School	Region VIII	Southern Leyte	1	4,248,218.99	9	4,248,218.99	-	-	116	TY ODETE
5 Others		122212	San Jose Elementary School	Region VIII	Southern Leyte	1	3,985,061.70	9	3,985,061.70	-	-	142	TY ODETE
5 Others		122046	San Pablo Elementary School	Region VIII	Southern Leyte	1	4,134,309.08	13	4,134,309.08	-	-	147	TY ODETE
5 Others		122279	San Pedro Elementary School	Region VIII	Southern Leyte	1	3,470,984.40	7	3,470,984.40	-	-	195	TY ODETE
5 Others		122113	San Roque Elementary School	Region VIII	Southern Leyte	1	7,034,596.48	15	7,034,596.48	-	-	185	TY ODETE
5 Others		303485	San Roque National High School	Region VIII	Southern Leyte	1	9,289,441.56	22	9,289,441.56	-	-	112	TY ODETE
5 Others		122213	San Vicente Elementary School	Region VIII	Southern Leyte	1	6,991,843.17	17	6,991,843.17	-	-	141	TY ODETE
5 Others		122213	San Vicente Elementary School	Region VIII	Southern Leyte	1	5,563,328.99	4	5,563,328.99	-	-	141	TY ODETE



FILTER	PRIORITY CRITERIA	BEIS School ID	School Name	Region	Division	WITH PROGRAM OF WORKS (Y=1, N=0)	TOTAL COST (PHP)	NUMBER OF CLASSROOMS FOR REPAIR	COST OF REPAIR (PHP)	NUMBER OF CLASSROOMS FOR NEW CONSTRUCTION	COST OF NEW CONSTRUCTION (PHP)	RANKING	REMARKS	
5 Others		122019	San Vicente Primary School	Region VIII	Southern Leyte	1	2,351,344.66	6	2,351,344.66	-	-	240	TY ODETE	
5 Others		122214	Sangaton Elementary School	Region VIII	Southern Leyte	1	2,102,208.86	6	2,102,208.86	-	-	247	TY ODETE	
5 Others		122196	Sindangan Elementary School	Region VIII	Southern Leyte	1	4,149,883.91	8	4,149,883.91	-	-	168	TY ODETE	
5 Others		303487	Sogod National High School	Region VIII	Southern Leyte	1	20,822,577.59	64	20,822,577.59	-	-	146	TY ODETE	
5 Others		122020	Sta. Cruz Elementary School	Region VIII	Southern Leyte	1	2,423,949.19	12	2,423,949.19	-	-	259	TY ODETE	
5 Others		122215	Sta. Cruz Elementary School	Region VIII	Southern Leyte	1	10,977,585.20	21	10,977,585.20	-	-	100	TY ODETE	
5 Others		122303	Sta. Cruz Multi Grade Elementary School	Region VIII	Southern Leyte	1	516,068.11	1	516,068.11	-	-	163	TY ODETE	
5 Others		303488	Sta. Cruz NHS	Region VIII	Southern Leyte	1	12,883,478.09	45	12,883,478.09	-	-	179	TY ODETE	
5 Others		122281	Sta. Maria Primary School	Region VIII	Southern Leyte	1	593,123.06	1	593,123.06	-	-	223	TY ODETE	
5 Others		122197	Sto. Niño Elementary School	Region VIII	Southern Leyte	1	1,708,518.48	4	1,708,518.48	-	-	169	TY ODETE	
5 Others		305496	Sto. Niño National High School	Region VIII	Southern Leyte	1	9,884,773.23	4	1,708,518.48	9,884,773.23	-	-	283	TY ODETE
5 Others		122304	Sug-angon Primary School	Region VIII	Southern Leyte	1	516,068.11	-	-	4	-	248	TY ODETE	
5 Others		122021	Taa Elementary School	Region VIII	Southern Leyte	1	1,906,052.61	4	1,906,052.61	-	-	131	TY ODETE	
5 Others		122305	Tabonabon Elementary School	Region VIII	Southern Leyte	1	1,146,978.21	2	1,146,978.21	-	-	173	TY ODETE	
5 Others		122116	Taburan Elementary School	Region VIII	Southern Leyte	1	3,629,667.68	7	3,629,667.68	-	-	211	TY ODETE	
5 Others		122049	Tahusan Elementary School	Region VIII	Southern Leyte	1	3,173,546.58	5	3,173,546.58	-	-	255	TY ODETE	
5 Others		122306	Tambis I Elementary School	Region VIII	Southern Leyte	1	1,073,197.63	3	1,073,197.63	-	-	150	TY ODETE	
5 Others		122307	Tambis II Multi-Grade Elementary School	Region VIII	Southern Leyte	1	1,576,483.23	4	1,576,483.23	-	-	202	TY ODETE	
5 Others		303490	Tambis NHS	Region VIII	Southern Leyte	1	8,179,115.73	23	8,179,115.73	-	-	183	TY ODETE	
5 Others		122216	Tigbawan Elementary School	Region VIII	Southern Leyte	1	2,345,571.29	5	2,345,571.29	-	-	246	TY ODETE	
5 Others		122217	Timba Elementary School	Region VIII	Southern Leyte	1	2,849,881.15	8	2,849,881.15	-	-	181	TY ODETE	
5 Others		122051	Tuburan Elementary School	Region VIII	Southern Leyte	1	1,249,313.27	2	1,249,313.27	-	-	273	TY ODETE	
5 Others		122022	Union Elementary School	Region VIII	Southern Leyte	1	3,117,787.27	10	3,117,787.27	-	-	241	TY ODETE	
5 Others		122198	Villa Jacinta Elementary School	Region VIII	Southern Leyte	1	4,591,044.54	10	4,591,044.54	-	-	120	TY ODETE	
5 Others		303492	VILLA JACINTA NATIONAL VOCATIONAL HIGH SCHOOL	Region VIII	Southern Leyte	1	14,107,646.54	25	14,107,646.54	-	-	133	TY ODETE	
6 Non-Vetted RADA		121095	Altavista Elementary School	Region VIII	Baybay City	1	1,861,978.26	3	1,861,978.26	-	-	11	TY ODETE	
6 Non-Vetted RADA		121130	Ambacan Elementary School	Region VIII	Baybay City	1	1,716,636.57	3	1,716,636.57	-	-	12	TY ODETE	
6 Non-Vetted RADA		121114	Anguhan Elementary School	Region VIII	Baybay City	2	1,449,815.17	2	1,449,815.17	-	-	13	TY ODETE	
6 Non-Vetted RADA		344593	Baybay City Senior High School	Region VIII	Baybay City	1	3,185,427.68	20	3,185,427.68	-	-	3	TY ODETE	
6 Non-Vetted RADA		121079	Baybay ICS (Baybay North CS)	Region VIII	Baybay City	1	3,395,782.81	6	3,395,782.81	-	-	4	TY ODETE	
6 Non-Vetted RADA		303348	Baybay National High School	Region VIII	Baybay City	1	5,582,597.32	10	5,582,597.32	-	-	5	TY ODETE	
6 Non-Vetted RADA		121131	Bubon Elementary School	Region VIII	Baybay City	1	416,216.76	3	416,216.76	-	-	14	TY ODETE	
6 Non-Vetted RADA		121080	Buenavista Elementary School	Region VIII	Baybay City	1	1,700,886.57	3	1,700,886.57	-	-	15	TY ODETE	
6 Non-Vetted RADA		121135	Caridad Elementary School	Region VIII	Baybay City	1	3,395,270.52	6	3,395,270.52	-	-	16	TY ODETE	
6 Non-Vetted RADA		303360	Caridad National High School	Region VIII	Baybay City	1	1,298,784.82	3	1,298,784.82	-	-	6	TY ODETE	
6 Non-Vetted RADA		121104	Linaon Elementary School	Region VIII	Baybay City	1	747,298.33	1	747,298.33	-	-	1	TY ODETE	
6 Non-Vetted RADA		303400	Makinhas National High School	Region VIII	Baybay City	1	5,125,920.56	8	5,125,920.56	-	-	7	TY ODETE	
6 Non-Vetted RADA		121112	Sapa Elementary School	Region VIII	Baybay City	1	2,169,529.66	2	2,169,529.66	-	-	8	TY ODETE	
6 Non-Vetted RADA		501932	Cagpile Integrated School	Region VIII	Eastern Samar	1	2,080,104.39	5	2,080,104.39	-	-	2	TY ODETE	
6 Non-Vetted RADA		122664	Garnot Primary School	Region VIII	Eastern Samar	1	1,018,192.64	2	1,018,192.64	-	-	1	TY ODETE	
6 Non-Vetted RADA		122347	Guinmaayohan Elementary School	Region VIII	Eastern Samar	1	4,003,302.91	7	4,003,302.91	-	-	13	TY ODETE	
6 Non-Vetted RADA		192519	San Juan Elementary School	Region VIII	Eastern Samar	1	3,491,097.83	8	3,491,097.83	-	-	12	TY ODETE	
6 Non-Vetted RADA		121674	Altavista Elementary School	Region VIII	Leyte	1	1,155,594.15	4	1,155,594.15	-	-	37	TY ODETE	
6 Non-Vetted RADA		121058	Anagos Elementary School	Region VIII	Leyte	1	1,162,412.74	5	1,162,412.74	-	-	47	TY ODETE	
6 Non-Vetted RADA		121397	Anahaw Elementary School	Region VIII	Leyte	1	1,631,340.96	3	1,631,340.96	-	-	4	TY ODETE	
6 Non-Vetted RADA		121377	Alabay Elementary School	Region VIII	Leyte	1	2,084,440.65	5	2,084,440.65	-	-	31	TY ODETE	
6 Non-Vetted RADA		121378	Baas Elementary School	Region VIII	Leyte	1	1,181,817.49	2	1,181,817.49	-	-	66	TY ODETE	
6 Non-Vetted RADA		121687	Bactol Elementary School	Region VIII	Leyte	1	442,260.46	3	442,260.46	-	-	38	TY ODETE	
6 Non-Vetted RADA		121379	Baliw Elementary School	Region VIII	Leyte	1	1,797,309.72	1	1,797,309.72	-	-	2	TY ODETE	
6 Non-Vetted RADA		191545	Banigue Primary School	Region VIII	Leyte	1	543,041.69	1	543,041.69	-	-	40	TY ODETE	
6 Non-Vetted RADA		303347	Bato School of Fisheries	Region VIII	Leyte	1	2,690,805.33	14	2,690,805.33	-	-	35	TY ODETE	
6 Non-Vetted RADA		121357	Bung-aw Elementary School	Region VIII	Leyte	1	3,511,146.74	10	3,511,146.74	-	-	49	TY ODETE	
6 Non-Vetted RADA		303352	Bung-aw National High School	Region VIII	Leyte	1	530,329.77	5	530,329.77	-	-	50	TY ODETE	

FILTER	PRIORITY CRITERIA	BEIS School ID	School Name	Region	Division	WITH PROGRAM OF WORKS (Y=1, N=0)	TOTAL COST (PHP)	NUMBER OF CLASSROOMS FOR REPAIR	COST OF REPAIR (PHP)	NUMBER OF CLASSROOMS FOR NEW CONSTRUCTION	COST OF NEW CONSTRUCTION (PHP)	RANKING	REMARKS
6	Non-Vetted RAdR	121416	Cabulisan Elementary School	Region VIII	Leyte	1	1,051,003.84	5	1,051,003.84	-	-	62	TY ODETE
6	Non-Vetted RAdR	121688	Cahagnaan Central School	Region VIII	Leyte	1	10,826,483.06	-	-	4	10,826,483.06	77	TY ODETE
6	Non-Vetted RAdR	303356	Cahagnaan National High School	Region VIII	Leyte	1	1,486,887.55	5	1,486,887.55	-	-	19	TY ODETE
6	Non-Vetted RAdR	121689	Calumpang Elementary School	Region VIII	Leyte	1	785,184.24	4	785,184.24	-	-	39	TY ODETE
6	Non-Vetted RAdR	121689	Calumpang Elementary School	Region VIII	Leyte	1	2,803,914.69	2	2,803,914.69	-	-	1	TY ODETE
6	Non-Vetted RAdR	121381	Campina Elementary School	Region VIII	Leyte	1	1,215,816.82	2	1,215,816.82	-	-	67	TY ODETE
6	Non-Vetted RAdR	121418	Can-angay Elementary School	Region VIII	Leyte	1	7,548,489.71	4	1,285,048.94	3	6,263,450.77	28	TY ODETE
6	Non-Vetted RAdR	121402	Canha-ayon Elementary School	Region VIII	Leyte	1	963,950.66	1	963,950.66	-	-	6	TY ODETE
6	Non-Vetted RAdR	191507	Cantandog I Primary School	Region VIII	Leyte	1	327,017.81	1	327,017.81	-	-	41	TY ODETE
6	Non-Vetted RAdR	191546	Cantandog II Primary School	Region VIII	Leyte	1	1,072,724.75	2	1,072,724.75	-	-	25	TY ODETE
6	Non-Vetted RAdR	500646	Dawatong Integrated School	Region VIII	Leyte	1	2,600,045.09	9	2,600,045.09	-	-	14	TY ODETE
6	Non-Vetted RAdR	121405	Doos Elementary School	Region VIII	Leyte	1	1,666,223.42	3	1,666,223.42	-	-	7	TY ODETE
6	Non-Vetted RAdR	121404	Doos Sur Elementary School	Region VIII	Leyte	1	746,339.50	2	746,339.50	-	-	8	TY ODETE
6	Non-Vetted RAdR	121691	Esperanza Elementary School	Region VIII	Leyte	1	776,950.61	2	776,950.61	-	-	63	TY ODETE
6	Non-Vetted RAdR	303370	Esperanza National High School	Region VIII	Leyte	1	8,358,629.40	-	-	4	8,358,629.40	78	TY ODETE
6	Non-Vetted RAdR	121065	Himama-a Elementary School	Region VIII	Leyte	1	1,980,651.00	6	1,980,651.00	-	-	21	TY ODETE
6	Non-Vetted RAdR	121408	Hindang Central School	Region VIII	Leyte	1	749,151.25	2	749,151.25	-	-	52	TY ODETE
6	Non-Vetted RAdR	303375	Hindang National High School	Region VIII	Leyte	1	1,564,936.37	5	1,564,936.37	-	-	3	TY ODETE
6	Non-Vetted RAdR	121386	Hitudpan Elementary School	Region VIII	Leyte	1	728,874.18	2	728,874.18	-	-	10	TY ODETE
6	Non-Vetted RAdR	121358	Imelda Elementary School	Region VIII	Leyte	1	1,937,849.46	5	1,937,849.46	-	-	70	TY ODETE
6	Non-Vetted RAdR	303377	Inopacan National High School	Region VIII	Leyte	1	687,415.90	1	687,415.90	-	-	71	TY ODETE
6	Non-Vetted RAdR	121387	Kang-iras Elementary School	Region VIII	Leyte	1	637,124.01	1	637,124.01	-	-	33	TY ODETE
6	Non-Vetted RAdR	121359	Katunpan Elementary School	Region VIII	Leyte	1	280,200.03	1	280,200.03	-	-	43	TY ODETE
6	Non-Vetted RAdR	121426	Linao Primary School	Region VIII	Leyte	1	1,949,657.61	3	1,949,657.61	-	-	72	TY ODETE
6	Non-Vetted RAdR	121389	Lunang Elementary School	Region VIII	Leyte	1	779,638.05	2	779,638.05	-	-	64	TY ODETE
6	Non-Vetted RAdR	121410	Ma-sasin Elementary School	Region VIII	Leyte	1	427,255.24	5	427,255.24	-	-	88	TY ODETE
6	Non-Vetted RAdR	191544	Magnangy Primary School	Region VIII	Leyte	1	614,781.59	2	614,781.59	-	-	11	TY ODETE
6	Non-Vetted RAdR	121362	Marangog Elementary School	Region VIII	Leyte	1	986,634.72	5	986,634.72	-	-	45	TY ODETE
6	Non-Vetted RAdR	121429	Marao Elementary School	Region VIII	Leyte	1	2,538,504.98	4	2,538,504.98	-	-	69	TY ODETE
6	Non-Vetted RAdR	303405	Matalom National High School	Region VIII	Leyte	1	680,078.67	4	680,078.67	-	-	73	TY ODETE
6	Non-Vetted RAdR	121679	Matalom North Central School	Region VIII	Leyte	1	1,350,906.24	4	1,350,906.24	-	-	65	TY ODETE
6	Non-Vetted RAdR	121364	Naval Elementary School	Region VIII	Leyte	1	1,577,089.12	6	1,577,089.12	-	-	42	TY ODETE
6	Non-Vetted RAdR	303412	Naval National High School	Region VIII	Leyte	1	334,115.74	1	334,115.74	-	-	79	TY ODETE
6	Non-Vetted RAdR	121072	Osmeña Elementary School	Region VIII	Leyte	1	685,591.71	3	685,591.71	-	-	54	TY ODETE
6	Non-Vetted RAdR	121366	Paa Elementary School	Region VIII	Leyte	1	1,477,906.29	4	1,477,906.29	-	-	53	TY ODETE
6	Non-Vetted RAdR	121074	Ponong Elementary School	Region VIII	Leyte	1	624,450.53	2	624,450.53	-	-	55	TY ODETE
6	Non-Vetted RAdR	121367	Proteccion Elementary School	Region VIII	Leyte	1	1,599,615.28	5	1,599,615.28	-	-	56	TY ODETE
6	Non-Vetted RAdR	121696	San Juan Elementary School	Region VIII	Leyte	1	489,986.61	2	489,986.61	-	-	57	TY ODETE
6	Non-Vetted RAdR	121370	Sta. Cruz Elementary School	Region VIII	Leyte	1	621,893.47	3	621,893.47	-	-	44	TY ODETE
6	Non-Vetted RAdR	121697	Sta. Fe-Irum Elementary School	Region VIII	Leyte	1	857,702.58	3	857,702.58	-	-	46	TY ODETE
6	Non-Vetted RAdR	121372	Sto. Nino Elementary School	Region VIII	Leyte	1	800,368.70	5	800,368.70	-	-	22	TY ODETE
6	Non-Vetted RAdR	121075	Tabuk Elementary School	Region VIII	Leyte	1	817,567.20	2	817,567.20	-	-	74	TY ODETE
6	Non-Vetted RAdR	121075	Tabunok Elementary School	Region VIII	Leyte	1	787,127.22	6	787,127.22	-	-	12	TY ODETE
6	Non-Vetted RAdR	121393	Tabunok Elementary School	Region VIII	Leyte	1	2,219,190.37	6	2,219,190.37	-	-	58	TY ODETE
6	Non-Vetted RAdR	121414	Tagbibi Elementary School	Region VIII	Leyte	1	974,568.66	2	974,568.66	-	-	29	TY ODETE
6	Non-Vetted RAdR	121373	Tagmate Elementary School	Region VIII	Leyte	1	836,191.03	2	836,191.03	-	-	13	TY ODETE
6	Non-Vetted RAdR	121698	Tag-os Elementary School	Region VIII	Leyte	1	2,286,485.07	5	2,286,485.07	-	-	75	TY ODETE
6	Non-Vetted RAdR	121394	Talisy Elementary School	Region VIII	Leyte	1	863,124.90	3	863,124.90	-	-	23	TY ODETE
6	Non-Vetted RAdR	121395	Tejero Elementary School	Region VIII	Leyte	1	1,842,702.28	5	1,842,702.28	-	-	30	TY ODETE
6	Non-Vetted RAdR	121685	Waterloo Elementary School	Region VIII	Leyte	1	930,486.77	2	930,486.77	-	-	76	TY ODETE
6	Non-Vetted RAdR	303643	Zumaraga National High School	Region VIII	Samar (Western Samar)	1	916,798.79	4	916,798.79	-	-	60	TY ODETE
6	Non-Vetted RAdR					1	4,800,305.52	-	-	2	4,800,305.52	1	FIRE INCIDENT

FILTER	PRIORITY CRITERIA	BEIS School ID	School Name	Region	Division	WITH PROGRAM OF WORKS (N=1, N=0)	TOTAL COST (PHP)	NUMBER OF CLASSROOMS FOR REPAIR	COST OF REPAIR (PHP)	NUMBER OF CLASSROOMS FOR NEW CONSTRUCTION	COST OF NEW CONSTRUCTION (PHP)	RANKING	REMARKS
6	Non-Vetted RADaR	501920	Buenavista Integrated School	Region VIII	Southern Leyte	1	1,623,788.72	6	1,623,788.72	-	-	207	TY ODETT
6	Non-Vetted RADaR	122282	Suba Elementary School	Region VIII	Southern Leyte	1	1,792,693.11	4	1,792,693.11	-	-	238	TY ODETT
1	School in 5th Class Municipality	303990	Camiguin NHS	Region X	Camiguin	1	650,000.00	1	650,000.00	-	-	12	TY ODETT
1	School in 5th Class Municipality	126897	Mahinog Central School	Region X	Camiguin	1	6,333,807.90	-	-	3	6,333,807.90	9	TY ODETT
1	School in 5th Class Municipality	126901	Pomiod Elementary School	Region X	Camiguin	1	6,333,807.90	-	-	3	6,333,807.90	10	TY ODETT
1	School in 5th Class Municipality	303993	Sixto A. Abiao NHS	Region X	Camiguin	15,436,222.92	18	10,800,000.00	-	2	4,636,222.92	11	TY ODETT
2	School in 6th Class Municipality	303991	Guinsilban National High School	Region X	Camiguin	1	800,000.00	5	800,000.00	-	-	8	TY ODETT
4	Central School	128076	San Juan Central School	Region X	Gingog City	1	300,000.00	1	300,000.00	-	-	6	TY ODETT
5	Others	126905	Agoho Elementary School	Region X	Camiguin	1	19,835,923.07	6	1,800,000.00	9	18,035,923.07	16	TY ODETT
5	Others	126908	Baylao Elementary School	Region X	Camiguin	1	16,167,615.79	3	3,500,000.00	6	12,667,615.79	20	TY ODETT
5	Others	500686	Kuguita IS	Region X	Camiguin	1	3,500,000.00	3	3,500,000.00	-	-	21	TY ODETT
5	Others	126916	Naasag ES	Region X	Camiguin	1	12,667,615.79	4	2,435,058.53	6	12,667,615.79	22	TY ODETT
5	Others	126919	Sorosoro ES	Region X	Camiguin	1	2,435,058.53	4	2,435,058.53	-	-	17	TY ODETT
5	Others	126920	Tagdo ES	Region X	Camiguin	1	14,942,367.35	4	2,275,351.58	6	12,667,615.79	18	TY ODETT
5	Others	126921	Tupsan ES	Region X	Camiguin	1	4,545,215.22	2	2,275,351.58	2	4,545,215.22	23	TY ODETT
5	Others	126923	Yumbing ES	Region X	Camiguin	1	16,317,422.91	6	1,882,433.39	7	14,434,989.52	15	TY ODETT
5	Others	303997	Yumbing National High School	Region X	Camiguin	1	3,200,000.00	8	3,200,000.00	-	-	19	TY ODETT
5	Others	128010	Daan Lungosod Elementary School	Region X	Gingog City	1	1,000,000.00	3	1,000,000.00	-	-	2	TY ODETT
5	Others	500741	Muralion Integrated School - Elern	Region X	Gingog City	1	1,000,000.00	3	1,000,000.00	-	-	4	TY ODETT
5	Others	128021	Sla. Rita Elementary School	Region X	Gingog City	1	1,500,000.00	5	1,500,000.00	-	-	5	TY ODETT
6	Non-Vetted RADaR	500683	Alangilan Integrated School	Region X	Camiguin	1	9,866,411.18	1	750,000.00	4	8,916,411.18	5	TY ODETT
6	Non-Vetted RADaR	126909	Bemhuan ES	Region X	Camiguin	1	6,843,935.30	4	510,127.40	3	6,333,807.90	24	TY ODETT
6	Non-Vetted RADaR	303989	Bombon NHS	Region X	Camiguin	1	8,133,807.90	3	1,800,000.00	3	6,333,807.90	6	TY ODETT
6	Non-Vetted RADaR	126903	Tacangon ES	Region X	Camiguin	1	1,451,492.09	2	1,451,492.09	-	-	7	TY ODETT
						<b>2,779</b>	<b>14,790,358,968.09</b>	<b>20,219</b>	<b>9,043,245,795.88</b>	<b>1,971</b>	<b>5,737,083,802.41</b>		

Prepared by

*Noveno*

Jose Gabriel R. Noveno  
Project Development Officer III  
DRRMS

*Noveno*  
Eng. Marjorie Mduccio  
Engineer IV  
EFD

Vetted by

*Ronilda R. Co*

Ronilda R. Co  
Director IV  
DRRMS

*Ronilda R. Co*  
Eng. Annabelle T. Pangan  
Engineer V  
EFD

Approved by

Alain Del B. Pascua  
Undersecretary for Administration  
Department of Education